



Date \_\_\_\_\_ Customer code C- \_\_\_\_\_  
 Invoice address \_\_\_\_\_ Contact person \_\_\_\_\_  
 \_\_\_\_\_ Reference \_\_\_\_\_  
 \_\_\_\_\_ Other delivery address \_\_\_\_\_  
 \_\_\_\_\_

- Invoice address = delivery address     Quote  
 The chair will be used as seat for car transport

<b>Seat width</b>	D55035	<input type="checkbox"/>	350 mm (delivered in seat depth 400 mm)	Price on request
	D55040	<input type="checkbox"/>	400 mm (delivered in seat depth 400 mm)	
	D55045	<input type="checkbox"/>	450 mm (delivered in seat depth 475 mm)	
	D55050	<input type="checkbox"/>	500 mm (delivered in seat depth 500 mm)	

**Seat width** (adjustable + 12,5/25 mm per side)  
**Seat depth** (stepless adjustable 375 – 550 mm)  
**Seat height** (stepless adjustable 70-100 mm /see page 8)

Netti V Base is a chair with countless adjustment options. Some combinations may cause minor issues, but these can usually be resolved by adjusting other parts of the chair. Please feel free to contact us for guidance.

<b>Seat depth adjusted by Netti (if chosen, seat cushions are delivered in best fitting possible size):</b>	D58002
<input type="checkbox"/> 375 <input type="checkbox"/> 400 <input type="checkbox"/> 425 <input type="checkbox"/> 450 <input type="checkbox"/> 475 <input type="checkbox"/> 500 <input type="checkbox"/> 525 <input type="checkbox"/> 550	102,- €
D22149 <input type="checkbox"/> Side and comfort upholstery (reduces SW with 2 x 25 mm)	151,- €

= Standard equipment

## FRAME

Item nr.	Description	Price in €
Standard	<input checked="" type="checkbox"/> Push handles 300 mm – height adjustable and swingable	0,-
Standard	<input checked="" type="checkbox"/> Pedal for overcoming obstacles, right side	0,-
Standard	<input checked="" type="checkbox"/> Anti-tippers, swingable and foot-operated	0,-
Standard	<input checked="" type="checkbox"/> Car fasteners front and back	0,-
D21022	<input type="checkbox"/> Easy Care cover for seat and back, washable (not available for Netti Sit 3D/°C)	0,-

D81740	<input type="checkbox"/>	Push bow, height and angle adjustable	389,-
D21808	<input type="checkbox"/>	Push handles 500 mm, height adjustable and swingable	216,-
D53032	<input type="checkbox"/>	Gas spring limiter and lock for tilt (mounted by Netti)	368,-
D53033	<input type="checkbox"/>	Gas spring limiter and lock for recline (mounted by Netti)	368,-

### SOLUTIONS FOR RESPIRATION MACHINES AND OTHER MEDICAL DEVICES

D51186	<input type="checkbox"/>	Universal device holder incl. 4 mounting brackets D: 348 mm / W: SW minus 86 mm / Max. capacity 10kg If the wheelchair user is being pushed a lot, we recommend a push handle with a longer horizontal bar as a special solution for better ergonomics for the companion. For information concerning car transport, please see the user manual of the device holder on our website.	1.947,-
D51187	<input type="checkbox"/>	Cover plate for universal device – add. Level/ Max. capacity 4 kg D: 193 mm / W: SW minus 87 mm / H (free area): 237 mm	519,-

### BACK UNIT (for belts please see page 11)

Standard	<input checked="" type="checkbox"/>	Round back tubes with one stabilizing lower cross bar	0,-
Standard	<input checked="" type="checkbox"/>	Back height 500 mm	0,-
Standard	<input checked="" type="checkbox"/>	2 x 25 mm width adjustment	0,-
D97350	<input type="checkbox"/>	1 cross bar with horizontal slots for easy mounting of moulded seats, adjustable in height and width (2 x 25 mm)	92,-
D97351	<input type="checkbox"/>	2 cross bars with horizontal slots for easy mounting of moulded seats, adjustable in height and width (2 x 25 mm)	184,-



#### Netti Dynamic back cylinder

Please note: this option cannot be combined with D58000 enlarged tilt. When mounting the dynamic gas spring the recline is reduced to 90° - 118°. The standard back recline can be locked in any position as the dynamic movement is blocked simultaneously, which can be appropriate during transport or positioning. Incl. Bodypoint Evoflex pelvic stabilizer 2-point belt:

Size XS  M  L

For more information and choice of gas spring, feel free to contact us or have a look at our website. If combined with other options, please send us a request as some solutions are only possible as special adaptations.

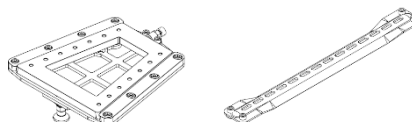
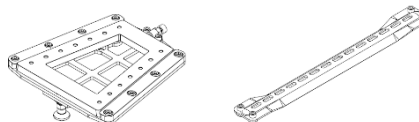
- |                                      |                                       |
|--------------------------------------|---------------------------------------|
| <input type="checkbox"/> D52231 300N | <input type="checkbox"/> D52236 900N  |
| <input type="checkbox"/> D52232 450N | <input type="checkbox"/> D52237 1000N |
| <input type="checkbox"/> D52233 600N | <input type="checkbox"/> D52238 1100N |
| <input type="checkbox"/> D52234 750N | <input type="checkbox"/> D52239 1200N |
| <input type="checkbox"/> D52235 800N | <input type="checkbox"/> D52240 1300N |

Price on request

For Netti Dynamic System with dynamic seat unit, please see our complete Netti Dynamic chairs.

**SEAT UNIT (for belts please see page 11)**

Standard	<input checked="" type="checkbox"/>	Firm seat plate – adjustable in depth 400-550 mm	0,-
Standard	<input checked="" type="checkbox"/>	2 x 25 mm width adjustment at arm support level	0,-
D58000	<input type="checkbox"/>	Enlarged tilt range. Only available with standard 16'' drum brake main wheel configuration. Tilt = -3,6° to +45° range / Recline = 88-110°	771,-
D56000	<input type="checkbox"/>	Netti seat adapter – small – fits all seat widths For moulded seats which ensure a solid connection between the wheelchair and a moulded seat solution. Easy and quick handling if the seat needs to be disconnected from the wheelchair. Delivered with 2 cross bars in fixed seat width according to wheelchair width. No seat plate included. Mounting by dealer.  Height – 17 mm Length – 215 mm Width front – 154 mm Width back – 219 mm	320,-
D56001	<input type="checkbox"/>	Netti seat adapter – large – fits all seat widths For moulded seats which ensure a solid connection between the wheelchair and a moulded seat solution. Easy and quick handling if the seat needs to be disconnected from the wheelchair. Delivered with 2 cross bars in fixed seat width according to wheelchair width. No seat plate included. Mounting by dealer.  Height – 17 mm Length – 255 mm Width front – 184 mm Width back – 261 mm	320,-
D21048	<input type="checkbox"/>	Incontinence cover for seat cushion	249,-
D21000	<input type="checkbox"/>	Seat cushion Netti Uno – 3D cover	206,-
D21007	<input type="checkbox"/>	Netti Sit - Pressure relief seat cushion with incontinence layer under the 3D cover	411,-
D21017	<input type="checkbox"/>	Netti Sit 3D/°C - Pressure relief seat cushion with temperature regulating features and 3D cover	574,-
D40001	<input type="checkbox"/>	Pressure distribution and relief seat cushion Netti Precision 1 Cover Stella +/- Easy Care + depending on the fabric for the whole chair. Article number _____ Please see separate order forms for available sizes. For seat depth, we recommend a maximum difference of 30 mm, and we recommend longer rather than shorter. If a size is not available, please ask for a special adaptation quote.	850,-
D40002	<input type="checkbox"/>	Pressure distribution and relief seat cushion Netti Precision 2	1.050,-



Cover Stella +/- Easy Care + depending on the fabric for the whole chair. Article number \_\_\_\_\_

Please see separate order forms for available sizes. For seat depth, we recommend a maximum difference of 30 mm, and we recommend longer rather than shorter. If a size is not available, please ask for a special adaptation quote.



D40003	<input type="checkbox"/>	Netti Precision Incontinence cover – Change of cover for D40001/D40002. Breathable, elastic and durable. Transports liquid away from the skin and collects it in watertight space, so that the surroundings are not contaminated	0,-
D53490*	<input type="checkbox"/>	Abduction block small W: 80 mm x L: 140 mm x H: 80 mm	271,-
D53491*	<input type="checkbox"/>	Abduction block medium W: 110 mm x L: 150 mm x H: 80 mm	271,-
D53492*	<input type="checkbox"/>	Abduction block large W: 140 mm x L: 170 mm x H: 80 mm	271,-
D50830	<input type="checkbox"/>	Pelvic guide - Removable, angle and depth adjustable for right side. Seat width adjustable up to 75 mm inwards per item. The rail itself can be mounted 25 mm outwards on the seat plate, if the seat width is extended in width.	216,-
D50831	<input type="checkbox"/>	Pelvic guide - Removable, angle and depth adjustable for left side. Seat width adjustable up to 75 mm inwards per item. The rail itself can be mounted 25 mm outwards on the seat plate, if the seat width is extended in width.	216,-

\*Not compatible with Netti seat adapter D56000+D56001.

## LEG SUPPORTS



For the Netti V Base you have 6 different types of leg supports with various accessories. Please contact us for consultation.

### Manually angle adjustable leg supports


Standard	<input checked="" type="checkbox"/>	<b>Manually angle adjustable leg supports with</b> -automatic length adjustment -angle adjustable foot plates -calf supports and knee upholstery	0,-
			
Standard	<input checked="" type="checkbox"/>	Up to 2x25 mm width adjustment – stepless adjustable (footplates will by 2 x 12,5 mm have a gap, footboard and footbox only special adaptation)	0,-
D88211	<input type="checkbox"/>	Leg support upper parts with lever instead of star wheel for angle adjustment	92,-
D32296	<input type="checkbox"/>	Extra-long knee upholstery 550 mm – 3D cover	299,-
		Bodypoint ankle huggers with upholstery	
	<input type="checkbox"/>	D44863 S (L: 170-200 mm)	249,-
	<input type="checkbox"/>	D44864 M (L: 190-230 mm)	249,-
	<input type="checkbox"/>	D44865 L (L: 220-290 mm)	260,-
	<input type="checkbox"/>	D44904 XL (L: 280-330 mm)	281,-
D21008	<input type="checkbox"/>	Gas spring for leg support upper parts	1.017,-
D21044	<input type="checkbox"/>	Foot board, adjustable	336,-
D21041	<input type="checkbox"/>	Foot box upholstered (not approved for car transport, if this is needed, please use the Netti Grandis solution which is approved)	530,-


D24000	<input type="checkbox"/>	Calf support, swingable, pair	195,-
D21745	<input type="checkbox"/>	Calf support bracket upholstery - pair - skai cover	65,-
D41617	<input type="checkbox"/>	Calf support upholstery extra soft - pair - EC or 3D cover depending on the fabric for the whole chair	228,-
D28453	<input type="checkbox"/>	Foot plate upholstery - pair - skai cover	314,-
D86900	<input type="checkbox"/>	Bodypoint calf strap M	186,-
D86901	<input type="checkbox"/>	Bodypoint calf strap L	186,-

### Universal leg supports

D24006	<input type="checkbox"/>	<b>Universal leg supports</b> with knee angle adjustment, adjustable below 90° for contract leg situations with seat unit tilted when chair is pushed. Without calf supports.	141,-
			
Standard	<input checked="" type="checkbox"/>	Up to 2x25 mm width adjustment – stepless adjustable (footplates will by 2 x 12,5 mm have a gap, footboard and footbox only special adaptation)	0,-
		Bodypoint ankle huggers with upholstery incl. mounting kit	
	<input type="checkbox"/>	D44863 S (L: 170-200 mm)	249,-
	<input type="checkbox"/>	D44864 M (L: 190-230 mm)	249,-
	<input type="checkbox"/>	D44865 L (L: 220-290 mm)	260,-
	<input type="checkbox"/>	D44904 XL (L: 280-330 mm)	281,-
D21044	<input type="checkbox"/>	Foot board, adjustable, no heel strap	336,-
D21041	<input type="checkbox"/>	Foot box upholstered (not approved for car transport, if this is needed, please use the Netti Grandis solution which is approved)	530,-
D86900	<input type="checkbox"/>	Bodypoint calf strap M	186,-
D86901	<input type="checkbox"/>	Bodypoint calf strap L	186,-

### Netti Grandis angle adjustable leg support


D88600	<input type="checkbox"/>	<b>Netti Grandis angle adjustable positioning leg supports</b> for complex individual configurations. Reduces pressure and shear forces. For users with e.g. contractions, leg asymmetry, elephantiasis. The foot support is characterized by unique ergonomics and user-friendliness due to lifting handles, scale displays and conical extension pieces. Angle adjustable incl. angle limiter and adjustable calf- and foot plates. In some configurations of the Netti V there can be a potential conflict with the calf supports.	1.131,-
			
Standard	<input checked="" type="checkbox"/>	Up to 2x25 mm width adjustment – stepless adjustable (footplates will by 2 x 12,5 mm have a gap, footboard and footbox only special adaptation)	0,-
D88602	<input type="checkbox"/>	Calf support upholstery extra soft - pair - EC or 3D cover depending on the fabric for the whole chair	217,-

D88607	<input type="checkbox"/>	Knee upholstery for the upper lower leg (3D or EC cover depending on the fabric for the whole chair)	116,-
D21745	<input type="checkbox"/>	Calf support bracket upholstery - pair - skai cover	65,-
D88014	<input type="checkbox"/>	Foot fixation, pair incl. mounting kit	243,-
D88603	<input type="checkbox"/>	Foot board, lockable and upwards swingable	398,-
D88605	<input type="checkbox"/>	Footbox, upholstered with Skai cover (approved for car transport)	750,-
D21293	<input type="checkbox"/>	Calf strap	98,-
D86900	<input type="checkbox"/>	Bodypoint calf strap M	186,-
D86901	<input type="checkbox"/>	Bodypoint calf strap L	186,-
		Bodypoint ankle huggers with upholstery	
	<input type="checkbox"/>	D88863 S (L: 170-200 mm)	337,-
	<input type="checkbox"/>	D88864 M (L: 190-230 mm)	337,-
	<input type="checkbox"/>	D88865 L (L: 220-290 mm)	347,-
	<input type="checkbox"/>	D88866 XL (L: 280-330 mm)	371,-

### Netti Grandis amputation support

D88618	<input type="checkbox"/>	Amputation support left incl. Netti Grandis leg support right side	1.085,-
D88619	<input type="checkbox"/>	Amputation support right incl. Netti Grandis leg support left side	1.085,-
D800	<input type="checkbox"/>	Amputation support left + right	1.513,-

### Netti Grandis leg support with fixed angle


D88612	<input type="checkbox"/>	<b>Netti Grandis leg supports with fixed angle</b> for complex individual configurations. Reduces pressure and shear forces. For users with e.g. contractions, leg asymmetry.	1.131,-
			
		The foot support is characterized by unique ergonomics and user-friendliness due to scale displays and conical extension pieces. Adjustable in a fixed angle – also below 90°. Including heel strap.	
Standard	<input checked="" type="checkbox"/>	Up to 2x25 mm width adjustment – stepless adjustable (footplates will by 2 x 12,5 mm have a gap, footboard and footbox only special adaptation)	0,-
D88603	<input type="checkbox"/>	Foot board, lockable and upwards swingable	398,-
D88605	<input type="checkbox"/>	Footbox, upholstered with Skai cover (approved for car transport)	750,-

### Netti Dynamic angle adjustable leg rests


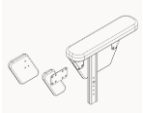


		<b>Netti Dynamic angle adjustable leg rests</b> with calf supports and footboard, 100N.	Price on request
D82296	<input type="checkbox"/>	Adjustment piece 300 mm (lower leg length 450-550 mm)	
D82298	<input type="checkbox"/>	Adjustment piece 214 mm (lower leg length 350-450 mm)	



Standard	<input checked="" type="checkbox"/>	Up to 2x25 mm width adjustment – if adjusted a new footboard must be mounted/purchased.	0,-
D32296	<input type="checkbox"/>	Extra-long knee upholstery 550 mm – 3D cover	299,-
D45245	<input type="checkbox"/>	Reinforced automatic footboard lock. With this lock the footboard is not angle adjustable, but this can be offered as special adaptation.	Price on request
D88211	<input type="checkbox"/>	Leg support upper parts with lever instead of star wheel for angle adjustment	92,-
	Bodypoint ankle huggers with upholstery		
	<input type="checkbox"/>	D44863 S (L: 170-200 mm)	249,-
	<input type="checkbox"/>	D44864 M (L: 190-230 mm)	249,-
	<input type="checkbox"/>	D44865 L (L: 220-290 mm)	260,-
	<input type="checkbox"/>	D44904 XL (L: 280-330 mm)	281,-
D21745	<input type="checkbox"/>	Calf support bracket upholstery - pair - skai cover	65,-
D41617	<input type="checkbox"/>	Calf support upholstery extra soft - pair - EC or 3D cover depending on the fabric for the whole chair (SW 550 mm only 3D)	228,-
D86900	<input type="checkbox"/>	Bodypoint calf strap M	186,-
D86901	<input type="checkbox"/>	Bodypoint calf strap L	186,-

## ARM SUPPORTS AND ACCESSORIES FOR ARM SUPPORTS

Standard	<input checked="" type="checkbox"/>	Arm supports height and depth adjustable	0,-
Standard	<input checked="" type="checkbox"/>	Arm pads 385 x 58 mm	0,-
Standard	<input checked="" type="checkbox"/>	Arm rest sideways 2 x 12,5/25 mm adjustable	0,-
	D21680	<input type="checkbox"/> Arm supports height and depth adjustable – height 395 mm Easy adjustment with arm support release handle. (Be aware of potential conflicts if adjusted in the lowest heights - depending on seat depth and seat height adjustment low SH might give a conflict).	203,-
	D21077	<input type="checkbox"/> Arm pads 420 x 80 mm	130,-
	D21078	<input type="checkbox"/> Arm pads 445 x 70 mm	130,-
	D21079	<input type="checkbox"/> Arm pads 525 x 80 mm	130,-
	D41649	<input type="checkbox"/> Standard arm pad upholstery extra soft, EC or 3D cover depending on the fabric for the whole chair (can only be combined with a swingable/ lockable tray together with tray spacers)	119,-
	D41650	<input type="checkbox"/> Arm pad upholstery extra soft for D21077, EC or 3D cover depending on the fabric for the whole chair (can only be combined with a swingable/ lockable tray together with tray spacers)	141,-
	D89710	<input type="checkbox"/> Completely upholstered armrest height 338 mm high – app. 20 mm thick Skai upholstery. Arm pad app 430 x 100 mm. These arm supports cannot be combined with a tray	626,-
	D23003	<input type="checkbox"/> Hemiplegic cushion	228,-
	D22185	<input type="checkbox"/> Arm support hemiplegic left (can only be combined with a tray in special adaptation)	346,-

D22186	<input type="checkbox"/>	Arm support hemiplegic right (can only be combined with a tray in special adaptation)	346,-
--------	--------------------------	---	-------

## FRONT AND MAIN WHEEL

Standard	<input checked="" type="checkbox"/>	Main wheel: 16" drum brake main wheels - PU grey - no frame brakes (mounting of the wheels through local dealer) incl. 2-in-1 handle for both recline/tilt and drum brake	0,-
Standard	<input checked="" type="checkbox"/>	Front wheel: 7" – 175 x 33 PU – grey version	0,-
Standard	<input checked="" type="checkbox"/>	Chair delivered in seat height 450 mm (floor to seatplate)	0,-
Standard	<input checked="" type="checkbox"/>	Seat height stepless adjustable from 386 – 456 mm (70 mm seat height adjustment through patent pending adjustment bracket)	0,-
Standard	<input checked="" type="checkbox"/>	Seat height adjustable extra 30 mm by changing wheel size and wheel position – does not apply for standard 16" or 22" wheels.	0,-
D21021	<input type="checkbox"/>	Front wheels: 7" – 175 x 45 PU wheel grey - puncture proof - with PU infill (necessary for supportive engines)	98,-
D21012	<input type="checkbox"/>	7" 175 x 45 mm pneumatic – grey	98,-

## OTHER FRONT AND MAIN WHEEL SIZES AND OPTIONS

D22006	<input type="checkbox"/>	Main wheels wide: 1 3/8 PU infill – aluminium – grey (only with optional selection of 20/22/24/26" wheels)	76,-
D22008	<input type="checkbox"/>	Main wheels wide and pneumatic: only 24 x 1 3/8 pneumatic – aluminium – grey (only with optional selection of 20/22/24/26" wheels)	76,-
D52102	<input type="checkbox"/>	20" main wheels + 5" front wheels – PU grey Seat height stepless adjustable from 345 – 415 mm by dealer Including user brakes that allow for easy side transfer and hand propelling	352,-
D52107	<input type="checkbox"/>	22" main wheels + 7" front wheels – PU grey Seat height stepless adjustable from 390 – 460 mm by dealer Including user brakes that allow for easy side transfer and hand propelling	352,-
D52108	<input type="checkbox"/>	24" main wheels + 7" front wheels - PU grey – steel – black hub Seat height stepless adjustable from 386 – 456 mm by dealer Including user brakes that allow for easy side transfer and hand propelling	352,-
D52109	<input type="checkbox"/>	24" main wheels + 8" 200 x 50 mm wide front wheels – PU grey – black hub Seat height stepless adjustable from 415 – 485 mm by dealer Including user brakes that allow for easy side transfer and hand propelling	352,-
D52110	<input type="checkbox"/>	26" main wheels + 8" 200 x 50 mm wide front wheels – PU grey Seat height stepless adjustable from 414 – 484 mm by dealer Including user brakes that allow for easy side transfer and hand propelling	364,-
D52111	<input type="checkbox"/>	26" main wheels + 8" 200 x 33 mm front wheels – PU grey. Seat height stepless adjustable from 484 - 514 mm by dealer Please note: Total width extended with 50 mm.	364,-
D20831	<input type="checkbox"/>	Main wheel w/one hand drive (24x1 3/8 Drum brake grey) – left In combination with 7" front wheel and tilt limiter D53032 (tilt changed to -3 to 10 or 15°) – for SW 550 mm only as special adaptation Including user brakes that allow for easy side transfer and hand propelling	1.947,-
D20832	<input type="checkbox"/>	Main wheel w/one hand drive (24x1 3/8 Drum brake grey) – right	1.947,-

In combination with 7" front wheel and tilt limiter D53032 (tilt changed to -3 to 10 or 15°) – for SW 550 mm only as special adaptation  
Including user brakes that allow for easy side transfer and hand propelling

## WHEEL AND BRAKE ACCESSORIES

D53010	<input type="checkbox"/>	Drum brakes for attendant incl. 2-in-1 handle for both recline/tilt and drum brake (only to choose for 20/22/24/26" wheels)	271,-
D57282	<input type="checkbox"/>	One-hand brake right (only in combination with drum brakes for 20/22/24/26" wheels)	389,-
D57283	<input type="checkbox"/>	One-hand brake left (only in combination with drum brakes for 20/22/24/26" wheels)	389,-
D22009	<input type="checkbox"/>	Hand and spoke protector, transparent, pair (only to choose for 20/22/24/26" wheels)	163,-
D22013	<input type="checkbox"/>	Push rim cover, pair (only to choose for 20/22/24/26" wheels)	130,-



## HEAD SUPPORTS & ACCESSORIES FOR HEAD SUPPORTS

Standard measurements for Netti head supports (except Netti Dynamic):  
Horizontal bar 200 mm / Vertical bar 350 mm



	A	B	C	D	E	F
Standard	<input checked="" type="checkbox"/>					
	Head support adapter adjustable to the side					0,-
D20575	<input type="checkbox"/>					
	Head support A with side support					249,-
D82566	<input type="checkbox"/>					
	Head support A with side support and head band (not approved for car transport – if this is needed, please order an additional Netti head support)					370,-
D82568	<input type="checkbox"/>					
	Extra comfort pads for the head band of D82566, pair					35,-
D20574	<input type="checkbox"/>					
	Head support B, small, oval					249,-
D20573	<input type="checkbox"/>					
	Head support C, large, square					249,-
D53746	<input type="checkbox"/>					
	Netti Dynamic head support C (H: 150 mm/V: 350 mm) – If combined with other options, please send us a request, as some solutions are only possible as special adaptations. For more information, feel free to contact us.					Price on request
D20576	<input type="checkbox"/>					
	Head support D, comfort (pressure distributive)					314,-
D27575	<input type="checkbox"/>					
	Head support E with adjustable side supports					379,-
D27576	<input type="checkbox"/>					
	Head support F with cheek support (not approved for car transport – if this is needed, please order an additional Netti head support)					497,-
D21027	<input type="checkbox"/>					
	Headrest adjustment tube (horizontal) length 250 mm (not for Savant or Dynamic C head support)					98,-



D21065	<input type="checkbox"/>	Headrest adjustment tube (horizontal) length 300 mm (not for Savant or Dynamic C head support)	98,-
D21028	<input type="checkbox"/>	Headrest adjustment tube (horizontal) length 380 mm (not for Savant or Dynamic C head support)	108,-
D21054	<input type="checkbox"/>	Headrest adjustment tube (vertical) + 150 mm, length 500 mm (not for Savant or Dynamic C head support)	98,-
D23004	<input type="checkbox"/>	Comfort cushion for head rest type C – removable with Stella cover	195,-
D23012	<input type="checkbox"/>	Easy Care cover for head rest type A, B, C – removable	98,-
D23013	<input type="checkbox"/>	3D cover for head rest type A, B, C – removable	98,-
D23015	<input type="checkbox"/>	Grey head rest cushion with Stella cover	249,-
D56677	<input type="checkbox"/>	Meylife head support (3 joints) Easy to adjust – Takes little space – Crash tested Artificial leather or textile cover depending on fabric choice for the whole chair. Multifunctional head support with adjustable sides. Horizontal, vertical and angle adjustable. Width 250 mm.	614,-
			
D90034	<input type="checkbox"/>	Extra joint for Meylife head support extension – needed for back height 600 mm.	87,-
			
D45372	<input type="checkbox"/>	[A] Savant head support incl. headband, small – height 130 mm User forehead 460-560 mm User ½ circumference behind ears 150-180 mm Inside distance along top support 300 mm, along middle support 180 mm (not approved for car transport – if this is needed please order an additional Netti headrest)	Price on request
D45374	<input type="checkbox"/>	[A] Savant head support incl. headband, adult – height 150 mm User forehead 560-610 mm User ½ circumference behind ears 200-300 mm Inside distance along top support 360 mm, along middle support 200 mm (not approved for car transport – if this is needed please order an additional Netti headrest)	Price on request
D45373	<input type="checkbox"/>	[B] Side pads for Savant head support. For extra lateral support. For the upper arms of the head support. Cannot be combined with the headband	Price on request
D45375	<input type="checkbox"/>	Headrest adjustment tube for Savant head support (horizontal) + 100 mm, length 250 mm	Price on request
D45368	<input type="checkbox"/>	[C] Axion head support rotary interface, permits a lateral rotation of 60°. Only for Savant headrests. (not approved for car transport – if this is needed, please order an additional Netti head support)	Price on request
D45376	<input type="checkbox"/>	Axion head support rotary interface, permits a lateral rotation of 90°. Only for Savant headrests. (not approved for car transport – if this is needed, please order an additional Netti head support)	Price on request

D89558	<input type="checkbox"/>	[C] Axion head support rotary interface, permits a lateral rotation of 60°. Only for Netti headrests. (not approved for car transport – if this is needed, please order an additional Netti head support)	Price on request
D89559	<input type="checkbox"/>	Axion head support rotary interface, permits a lateral rotation of 90°. Only for Netti headrests. (not approved for car transport – if this is needed, please order an additional Netti head support)	Price on request

## TRAYS







D21059	<input type="checkbox"/>	Universal tray for SW 350 - 500 mm (for SW 500 and arm pads D21077, D21079 or D21927 or SW 500 adjusted to SW 550 mm, please choose tray D21063)	243,-
D21063	<input type="checkbox"/>	Universal tray for SW 550 mm (necessary for SW 500 with arm pads D21077, D21079 or D21927 or SW 500 adjusted to SW 550 mm)	303,-
D21050	<input type="checkbox"/>	Tray reinforced for SW 350-500 mm (not possible for SW 500 if combined with arm pads D21077, D21079 or D21927 or SW 500 adjusted to SW 550 mm)	411,-
D24001	<input type="checkbox"/>	Tray swingable for SW 350-500 mm (not possible for SW 500 if combined with arm pads D21077, D21079 or D21927 or SW 500 adjusted to SW 550 mm)	281,-
D24002	<input type="checkbox"/>	Tray lockable for SW 350-500 mm (not possible for SW 500 if combined with arm pads D21077, D21079 or D21927 or SW 500 adjusted to SW 550 mm)	281,-
D93316	<input type="checkbox"/>	Tray spacer for swingable or lockable tray (necessary if a tray is combined with soft upholstery for armpads D41649/D41650)	21,-
D21052	<input type="checkbox"/>	Upholstery for tray	130,-
D53006	<input type="checkbox"/>	Half tray, upholstered, left	444,-
D53005	<input type="checkbox"/>	Half tray, upholstered, right	444,-

## VARIOUS ACCESSORIES

D21087	<input type="checkbox"/>	Clinic-kit – tool kit and tools for angle adjustable foot supports	130,-
D21239	<input type="checkbox"/>	Tool kit	108,-
D41987	<input type="checkbox"/>	Intravenous rack	346,-

## BELT OPTIONS FROM BODYPOINT AND NETTI

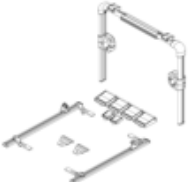




### Belts and accessories for seat unit

						
Mounting material	[A]	[B]	[C]	[D]	[E]	
D25845	<input type="checkbox"/>	Hip belt, with upholstery and car belt lock [A]				134,-

D56902	<input type="checkbox"/>	Bodypoint 2-point pelvic stabiliser Evoflex incl. mounting material[B]	288,-
D56891	<input type="checkbox"/>	XS (overall pad length: 380 mm)	
D56892	<input type="checkbox"/>	M (overall pad length: 460 mm)	
D56892	<input type="checkbox"/>	L (overall pad length: 620 mm)	
D55273	<input type="checkbox"/>	Bodypoint 2-point hip belt incl. mouting material[E]	260,-
D55274	<input type="checkbox"/>	XS (overall pad length: 360 mm)	
D55275	<input type="checkbox"/>	S (overall pad length: 400 mm)	
D55275	<input type="checkbox"/>	M (overall pad length: 460 mm)	
D45040	<input type="checkbox"/>	Security cover for type [B], [C] and [E] in XS/M/L	76,-
D55276	<input type="checkbox"/>	Bodypoint 2-point pelvic stabiliser for SW 550-650 mm incl. mounting material (overall pad length: 820 mm) [E]	379,-
D56889	<input type="checkbox"/>	Bodypoint 4-point pelvic stabiliser incl. mounting material [C]	436,-
D56893	<input type="checkbox"/>	XS (overall pad length 360 mm)	
D56894	<input type="checkbox"/>	M (overall pad length: 460 mm)	
D56894	<input type="checkbox"/>	L (overall pad length: 620 mm)	
D60001	<input type="checkbox"/>	Abduction belt [D]	574,-
D45084	<input type="checkbox"/>	Bodypoint supportive universal elastic strap	195,-
D45085	<input type="checkbox"/>	S (Height 80 mm - 1420 mm long, easily cut-to-length)	
D45086	<input type="checkbox"/>	L (Height 110 mm - 1420 mm long, easily cut-to-length)	
D45086	<input type="checkbox"/>	XL (Height 150 mm - 1420 mm long, easily cut-to-length)	



### Belts and accessories for back unit

				
[A]	[B]	[C]	[D]	[E]
D53890	<input type="checkbox"/>	H-harness adaptor kit (recommended for all upper body harnesses) [A]	358,-	
D20881	<input type="checkbox"/>	H-belt, with upholstery and car belt lock [B]	271,-	
D41645	<input type="checkbox"/>	Belt cross harness [C]	206,-	
D89805	<input type="checkbox"/>	Bodypoint Stayflex chest support without zipper [D]	282,-	
D89898	<input type="checkbox"/>	XS (Shoulder width 240-280 mm)		
D86895	<input type="checkbox"/>	S (Shoulder width 280-330 mm)		
D86895	<input type="checkbox"/>	M (Shoulder width 330-410 mm)		
D86896	<input type="checkbox"/>	L (Shoulder width 410-480 mm)		
D89802	<input type="checkbox"/>	Bodypoint Pivofit shoulder harness [E]	282,-	
D89803	<input type="checkbox"/>	XS (Shoulder width 240-280 mm)		
D86898	<input type="checkbox"/>	S (Shoulder width 280-330 mm)		
D86899	<input type="checkbox"/>	M (Shoulder width 330-410 mm)		
D86899	<input type="checkbox"/>	L (Shoulder width 410-480 mm)		

**NETTI CUSTOMIZED**

Netti has many years of experience in developing customized solutions. Feel free to contact us for a quote concerning your individual solution. See examples and more about our special solutions online.



**CUSTOM MADE – most wanted special adapted items (price on request)**

<input type="checkbox"/>	Extra long calf supports (please state length)
<input type="checkbox"/>	Calf support upholstery in special length or material
<input type="checkbox"/>	Pushhandles with special length or angle
<input type="checkbox"/>	Footboard that swings horizontally forwards
<input type="checkbox"/>	Aluminium footboard
<input type="checkbox"/>	Speed absorber for Netti Dynamic leg supports

Please describe your current case and how a possible solution could look. If you have any picture or video material, we would also like to see this. To offer the best solution, please describe the user in the best possible way, e.g. such as any given diagnosis, user weight and/or the exact pattern movement of the user.

User weight: \_\_\_\_\_  
 \_\_\_\_\_  
 \_\_\_\_\_  
 \_\_\_\_\_

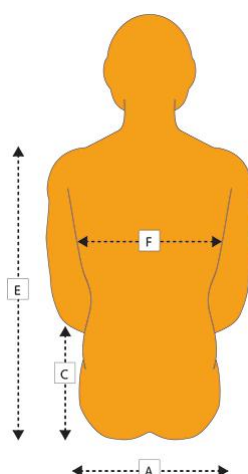
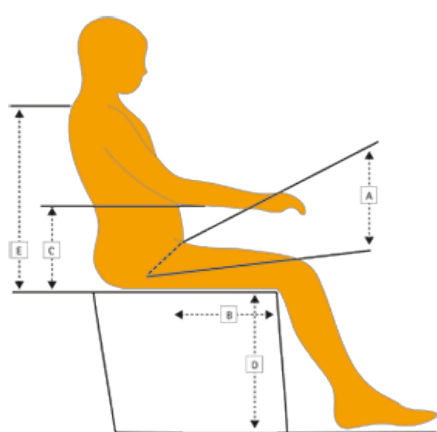
Please inform us if there are any special circumstances in the living area that has an influence for the chair: e.g. the total possible width \_\_\_\_\_ mm and length \_\_\_\_\_ mm of the chair.

**TECHNICAL DATA**

Tilt (seat)	-3° to +30° -3,6° to +45° (Enlarged tilt option)
Recline (back)	85° to 130° 88° to 110° (Enlarged tilt option) 90° to 118° (Dynamic back option)
Total width of the wheelchair	Seat width + 195 mm for standard 16'' wheels Seat width + 210 mm (20-24'' wheels) Seat width + 260 mm (26'' wheels)
Total length	1000 - 1200 mm with leg rests vertical and seat horizontal
Distance arm support to seat plate	Min: 185 mm/ max. 325 mm
Weight of wheelchair	App. 35 kg (without cushion)

Frame colour	Turquoise
Cover variants	Stretchable & flexible cover 3D Easy Care antibacterial cover, washable
Max. capacity	Max. load is 135 kg minus weight of seating unit.
Crash test	ISO 7176-19 (Max. load is 135 kg minus weight of seating unit.)

Leg rests	Min. calf length	Max. calf length
Manual adjustable leg rests	320 mm	680 mm
Universal leg rests	360 mm	500 mm
Netti Grandis leg rests	360 mm	640 mm
Netti Grandis fixed leg rests	380 mm	550 mm



### Measurements

- A Hip width/Seat width \_\_\_\_\_ mm
- B Thigh length / seat depth \_\_\_\_\_ mm
- C Arm rest height \_\_\_\_\_ mm
- D Leg length / seat height \_\_\_\_\_ mm
- E Backrest height \_\_\_\_\_ mm
- F Trunk width \_\_\_\_\_ mm