



Date _____ Customer code _____

Invoice address _____ Contact person _____

_____ Reference _____

_____ Other delivery address _____

☐ Invoice address = delivery address ☐ Quote

☐ The chair will be used as seat for car transport.

Basic price: 3.840,- €

excl. VAT

Seat width

D20035 ☐ 350 mm

D20038 ☐ 380 mm

D20040 ☐ 400 mm

D20043 ☐ 430 mm

D20045 ☐ 450 mm

D20050 ☐ 500 mm

Seat depth

A ☐ 500 mm

B ☒ 475 mm

C ☐ 450 mm

D ☐ 425 mm

E ☐ 400 mm

For special seat depth above 500 mm, please use order form Netti III HD.

Capacity Max. 145 kg

Seat height See page 14

D22149 ☐ Side upholstery (reduces SW with 2 x 25 mm) 147,- €

☒ = Standard equipment

FRAME

Item number	Description	Price in €
Standard <input checked="" type="checkbox"/>	Push handles 300 mm, height adjustable and swingable	0,-
Standard <input checked="" type="checkbox"/>	Anti tip w/ pedal	0,-
D21808 <input type="checkbox"/>	Push handles 500 mm, height adjustable and swingable	210,-
D20824 <input type="checkbox"/>	Frame extension incl. brakes on lower frame tube	305,-
D81740 <input type="checkbox"/>	Push bow – height and angle adjustable	378,-
D41074 <input type="checkbox"/>	Car fastener	179,-
D21032 <input type="checkbox"/>	Tilt-restrictor (no negative tilt frontwards)	63,-
D43032 <input type="checkbox"/>	Tilt lock – stepless locking of tilt angle	357,-
D21075 <input type="checkbox"/>	Configuration for car transportation for users higher than 185 cm incl.: D21006 back height 600 mm	672,-

NORWAY: Alu Rehab AS | Bedriftsvegen 23 | N-4353 Klepp stasjon | post.klepp@Meyragroup.com | Phone +47 51 78 62 20

DENMARK: Alu Rehab ApS | Kløftehøj 8 | DK-8680 Ry | info.ry@Meyragroup.com | Phone +45 87887300

		D21054 vertical tube for headrest - 500 mm D82025 headrest adapter in aluminium		
D21020		Release lever for tilt - adapted to arm rest Both release handles on one side is offered as special adaptation	<input type="checkbox"/> L <input type="checkbox"/> R	294,-
D21040		Release lever for recline - adapted to arm rest Both release handles on one side is offered as special adaptation. Combined with Free back spring D82226-D82237 only as special adaptation.	<input type="checkbox"/> L <input type="checkbox"/> R	294,-
D21022	<input type="checkbox"/>	Easy Care cover for seat and back, washable (not possible for Netti Sit °C, Kyphotic and Ride cushion)		0,-
D40501	<input type="checkbox"/>	SW extension: 12 mm per side for standard wheels (only SW 350-450 mm)		672,-
D40502	<input type="checkbox"/>	SW extension: 12 mm per side for DB-wheels (only SW 350-450 mm)		672,-

BRAKES

Standard	<input checked="" type="checkbox"/>	Frame brake, brake lever 90 mm		0,-
D21010	<input type="checkbox"/>	Drum brakes		263,-
D21029	<input type="checkbox"/>	Brake lever extension + 60 mm, length: 150 mm		95,-
D21031	<input type="checkbox"/>	Brake lever extension + 160 mm, length: 250 mm		105,-
D27282	<input type="checkbox"/>	One-hand-brake, right (only with drum brake)		378,-
D27283	<input type="checkbox"/>	One-hand-brake, left (only with drum brake)		378,-

BACK UNIT (for belts please see page 7)

Standard	<input checked="" type="checkbox"/>	Back cushion Netti Smart - side support 120 mm, 3D cover		0,-
Standard	<input checked="" type="checkbox"/>	Back height 500 mm (incl. adjustable velcro back)		0,-
D21006	<input type="checkbox"/>	Back height 600 mm (incl. back extender + longer cushion)		336,-
D44992	<input type="checkbox"/>	Adjustable velcro with cut for side supports		263,-
D27376	<input type="checkbox"/>	Side support correction with upholstery left – for Netti Smart		221,-
D27378	<input type="checkbox"/>	Side support correction with upholstery right – for Netti Smart		221,-
D21023	<input type="checkbox"/>	Back cushion Netti Stabil - with 170 mm side support with 3D cover		557,-
D21123	<input type="checkbox"/>	Back cushion Netti Super Stabil – with 170 mm reinforced side support, 3D cover		651,-
D20630	<input type="checkbox"/>	Back cushion Netti Kyphotic – 3D/Mars cover – only back height 500 mm		746,-
	<input type="checkbox"/>	Ride Designs Back solution (See separate order form) Article number: _____ / Accessories: _____		
D26830	<input type="checkbox"/>	Side support stable left – for Netti Stabil, Super Stabil & Kyphotic		252,-
D26843	<input type="checkbox"/>	Side support stable right – for Netti Stabil, Super Stabil & Kyphotic		252,-
D27541	<input type="checkbox"/>	Upholstery for side support stable, pair		158,-
D27700	<input type="checkbox"/>	Firm back in aluminium, back height 500 mm		378,-
D27701	<input type="checkbox"/>	Firm back in aluminium, back height 600 mm, incl. D21006		777,-
D21042	<input type="checkbox"/>	Lumbar support		189,-
D21084	<input type="checkbox"/>	Back wedge		189,-



Netti Dynamic FREE back spring

Allows up to 40° trunk movements backwards. Max. user weight 135 kg. The standard back recline can be locked in any position as the dynamic movement is blocked simultaneously, which can be appropriate during transport or positioning. Incl. frame extension D28001 and Bodypoint Evoflex pelvic stabilizer 2-point belt:

Size XS ☐ M ☐ L ☐

For more information and choice of gas spring, feel free to contact us or have a look at our website. If combined with other options, please send us a request as some solutions are only possible as special adaptations.

Price on request

- | | | |
|---------------------------------------|---------------------------------------|---------------------------------------|
| <input type="checkbox"/> D82226 200N | <input type="checkbox"/> D82227 300N | <input type="checkbox"/> D82228 400N |
| <input type="checkbox"/> D82229 500N | <input type="checkbox"/> D82230 600N | <input type="checkbox"/> D82231 700N |
| <input type="checkbox"/> D82232 800N | <input type="checkbox"/> D82233 900N | <input type="checkbox"/> D82234 1000N |
| <input type="checkbox"/> D82235 1100N | <input type="checkbox"/> D82236 1200N | <input type="checkbox"/> D82237 1300N |

For Netti Dynamic System with dynamic seat unit, please see the Netti Dynamic III HD order form.

D87903	<input type="checkbox"/>	Recline limiter (possible to limit in different positions from 116° - 134°) for the Netti Dynamic Free back spring (to be mounted by the dealer)	Price on request
		Libertas 15° back flexibility incl. long anti tips and frame extender (Max. user weight 135 kg, not intended for transport in car)	Price on request
		<input type="checkbox"/> D82414 80N <input type="checkbox"/> D82415 120N <input type="checkbox"/> D82416 160N	



NEW:

Advanced seating and positioning management: Ride Designs – solutions (seat and back) for an even more stable posture, even more mobility/ functionality and an immense improved skin protection (decubitus prophylaxis). Please use separate order form.

SEAT UNIT (for belts please see page 7)

Standard	<input checked="" type="checkbox"/>	Seat cushion Netti Uno Seat – 3D cover	0,-
Standard	<input checked="" type="checkbox"/>	Sliding seat plate	0,-
D21074	<input type="checkbox"/>	Seating plate comfort (not to be combined with sliding seat plate)	137,-
D21048	<input type="checkbox"/>	Incontinence cover for seat cushion	242,-
D21007	<input type="checkbox"/>	Netti Sit - pressure relief seat cushion with incontinence layer under the 3D cover	399,-
D21017	<input type="checkbox"/>	Pressure relief seat cushion Netti Sit °C with temperature regulating features and incontinence layer under the 3D cover	557,-

	<input type="checkbox"/>	Ride Designs Seat cushion (See separate order form) Article number: _____ / Accessories: _____	
D27490	<input type="checkbox"/>	Abduction block small (W: 80 mm x L: 140 mm x H: 80 mm)	263,-
D27491	<input type="checkbox"/>	Abduction block medium (W: 110 mm x L: 150 mm x H: 80 mm)	263,-
D27492	<input type="checkbox"/>	Abduction block large (W: 140 mm x L: 170 mm x H: 80 mm)	263,-
D20830	<input type="checkbox"/>	Removable knee and thigh support <input type="checkbox"/> 1 piece <input type="checkbox"/> 2 pieces	210,-

ARM SUPPORTS AND ACCESSORIES FOR ARM SUPPORTS


Standard	<input checked="" type="checkbox"/>	Arm support height and depth adjustable (height 395 mm)	0,-
Standard	<input checked="" type="checkbox"/>	Arm pads 385 x 58 mm	0,-
D89710*	<input type="checkbox"/>	Completely upholstered armrest height 395 mm with app. 20 mm thick Skai upholstery. Arm pad 450 x 100 mm and skirt guard app. 570 x 215 mm	608,-
D89711*	<input type="checkbox"/>	Completely upholstered armrest height 445 mm with app. 20 mm thick Skai upholstery. Arm pad 450 x 100 mm and skirt guard app. 570 x 215 mm	662,-
D89712*	<input type="checkbox"/>	Completely upholstered armrest height 500 mm with app. 20 mm thick Skai upholstery. Arm pad 450 x 100 mm and skirt guard app. 570 x 215 mm	715,-
D21015	<input type="checkbox"/>	Arm support extended with 100 mm (height 495 mm)	431,-
D21077	<input type="checkbox"/>	Arm pads 420 x 80 mm	126,-
D21078	<input type="checkbox"/>	Arm pads 445 x 70 mm	126,-
D21079	<input type="checkbox"/>	Arm pads 525 x 80 mm	126,-
D21927	<input type="checkbox"/>	Arm pads curved at the back 525 x 80 mm	168,-
D41649	<input type="checkbox"/>	Standard arm pad upholstery extra soft, EC or 3D cover depending on the fabric for the whole chair (can only be combined with a swingable/lockable tray together with tray spacers)	116,-
D41650	<input type="checkbox"/>	Arm pad upholstery extra soft for D21077, EC or 3D cover depending on the fabric for the whole chair (can only be combined with a swingable/lockable tray together with tray spacers)	137,-
D23003	<input type="checkbox"/>	Hemiplegic cushion	221,-
D22185	<input type="checkbox"/>	Arm support hemiplegic left (can only be combined with a tray in special adaptation)	336,-
D22186	<input type="checkbox"/>	Arm support hemiplegic right (can only be combined with a tray in special adaptation)	336,-

*These arm supports can only be combined with a reinforced tray in SW 350-450 mm, or with a swingable or lockable tray in combination with tray spacers.


LEG SUPPORTS

For the Netti III you have 5 different types of leg supports with various accessories. Please contact us for consultation.


Manually angle adjustable leg supports

	Standard	<input checked="" type="checkbox"/> Manually angle adjustable leg supports with -automatic length adjustment -angle adjustable foot plates -calf supports and knee upholstery	0,-
---	----------	---	-----



NORWAY: Alu Rehab AS | Bedriftsvegen 23 | N-4353 Klepp stasjon | post.klepp@Meyragroup.com | Phone +47 51 78 62 20
DENMARK: Alu Rehab ApS | Kløftehøj 8 | DK-8680 Ry | info.ry@Meyragroup.com | Phone +45 87887300

D88211	<input type="checkbox"/>	Leg support upper parts with lever instead of star wheel for angle adjustment	89,-
D32296	<input type="checkbox"/>	Extra-long knee upholstery 550 mm – 3D cover	290,-
	Bodypoint ankle huggers with upholstery		
	<input type="checkbox"/>	D44863 S (L: 170-200 mm)	242,-
	<input type="checkbox"/>	D44864 M (L: 190-230 mm)	242,-
	<input type="checkbox"/>	D44865 L (L: 220-290 mm)	252,-
	<input type="checkbox"/>	D44904 XL (L: 280-330 mm)	273,-
D80087	<input type="checkbox"/>	Depth adjustable hinge for footplates only (50 mm in all) – mounted	504,-
D21008	<input type="checkbox"/>	Gas spring for angle adjustment	987,-
D21081	<input type="checkbox"/>	Extra Abduction (+50 mm), not for SW 430 mm - adjustment of the calf supports will be limited. Not approved for car transport – if needed, please contact customer service.	431,-
D21044	<input type="checkbox"/>	Foot board, adjustable	326,-
D21041	<input type="checkbox"/>	Foot box upholstered (not approved for car transport, if this is needed please use the Netti Grandis solution which is approved)	515,-
D21745	<input type="checkbox"/>	Calf support bracket upholstery - pair - skai cover	63,-
D41617	<input type="checkbox"/>	Calf support upholstery extra soft - pair - EC or 3D cover depending on the fabric for the whole chair	221,-
D28453	<input type="checkbox"/>	Foot plate upholstery - pair - skai cover	305,-
D86900	<input type="checkbox"/>	Bodypoint calf strap M	181,-
D86901	<input type="checkbox"/>	Bodypoint calf strap L	181,-

Universal leg supports

D24006	<input type="checkbox"/>	Universal leg supports with knee angle adjustment, adjustable below 90° for contract leg situations with seat unit tilted when chair is pushed	137,-
	Bodypoint ankle huggers with upholstery incl. mounting kit		
	<input type="checkbox"/>	D44863 S (L: 170-200 mm)	242,-
	<input type="checkbox"/>	D44864 M (L: 190-230 mm)	242,-
	<input type="checkbox"/>	D44865 L (L: 220-290 mm)	252,-
	<input type="checkbox"/>	D44904 XL (L: 280-330 mm)	273,-
D80087	<input type="checkbox"/>	Depth adjustable hinge for footplates only (50 mm in all) – mounted	504,-
D21081	<input type="checkbox"/>	Extra Abduction (+50 mm), not for SW 430 mm. Not approved for car transport – if needed, please contact customer service.	431,-
D21044	<input type="checkbox"/>	Foot board, adjustable – without heel strap	326,-
D21041	<input type="checkbox"/>	Foot box upholstered (not approved for car transport, if this is needed please use the Netti Grandis solution which is approved)	515,-
D86900	<input type="checkbox"/>	Bodypoint calf strap M	181,-
D86901	<input type="checkbox"/>	Bodypoint calf strap L	181,-


Netti Grandis angle adjustable leg supports

D88600		<input type="checkbox"/> Netti Grandis angle adjustable positioning leg supports for complex individual configurations. Reduces pressure and shear forces. For users with e.g. contractions, leg asymmetry, elephantiasis.	1.098,-
D88608		The foot support is characterized by unique ergonomics and user-friendliness due to lifting handles, scale displays and conical extension pieces. Angle adjustable incl. angle limiter and adjustable calf- and foot supports.	
D88602		<input type="checkbox"/> Extra Abduction (+50 mm), not for SW 430 mm - adjustment of the calf supports will be limited. Not approved for car transport – if needed, please contact customer service.	419,-
D88607		<input type="checkbox"/> Calf support upholstery extra soft - pair - EC or 3D cover depending on the fabric for the whole chair	211,-
D21745		<input type="checkbox"/> Knee upholstery for the upper lower leg (3D or EC cover depending on the fabric for the whole chair)	113,-
D88014		<input type="checkbox"/> Calf support bracket upholstery - pair - skai cover	63,-
D88603		<input type="checkbox"/> Foot fixation, pair incl. mounting kit	236,-
D88605		<input type="checkbox"/> Foot board, lockable and upwards swingable	386,-
D21293		<input type="checkbox"/> Footbox, upholstered with Skai cover (approved for car transport)	728,-
D86900		<input type="checkbox"/> Calf strap	95,-
D86901		<input type="checkbox"/> Bodypoint calf strap M	181,-
		<input type="checkbox"/> Bodypoint calf strap L	181,-
		Bodypoint ankle huggers with upholstery	
		<input type="checkbox"/> D88863 S (L: 170-200 mm)	327,-
		<input type="checkbox"/> D88864 M (L: 190-230 mm)	327,-
		<input type="checkbox"/> D88865 L (L: 220-290 mm)	337,-
		<input type="checkbox"/> D88866 XL (L: 280-330 mm)	360,-

Netti Grandis amputation support

D88618	<input type="checkbox"/> Amputation support left (amputation support on both sides only together with frame extension D20824) incl. Netti Grandis leg support right side	1.053,-
D88619	<input type="checkbox"/> Amputation support right (amputation support on both sides only together with frame extension D20824) incl. Netti Grandis leg support left side	1.053,-


Netti Grandis leg support with fixed angle


D88612		<input type="checkbox"/> Netti Grandis leg supports with fixed angle for complex individual configurations. Reduces pressure and shear forces. For users with e.g. contractions, leg asymmetry.	1.098,-
		The foot support is characterized by unique ergonomics and user-friendliness due to scale displays and conical extension pieces. Adjustable in a fixed angle – also below 90°. Including heel strap.	

D88608	<input type="checkbox"/>	Extra Abduction (+50 mm), not for SW 430 mm. Not approved for car transport – if needed, please contact customer service.	419,-
D88603	<input type="checkbox"/>	Foot board, lockable and upwards swingable - no heel strap	386,-
D88605	<input type="checkbox"/>	Footbox, upholstered with Skai cover (approved for car transport)	728,-

Netti Dynamic angle adjustable leg supports





Netti Dynamic angle adjustable leg rests DUAL with calf supports and footboard, 100N.			Price on request
D82296	<input type="checkbox"/>	Standard adjustment piece 300 mm (lower leg length 450-550 mm)	
D82298	<input type="checkbox"/>	Adjustment piece 214 mm (lower leg length 350-450 mm)	
Adjustable for different thigh lengths:			
D82318	<input type="checkbox"/>	Standard adjustment piece 300 mm (lower leg length 450-550 mm)	Price on request
D82319	<input type="checkbox"/>	Adjustment piece 214 mm (lower leg length 350-450 mm)	
D45245	<input type="checkbox"/>	Reinforced automatic footboard lock - Not possible to combine with D82318/9 (extension bracket). With this lock the footboard is not angle adjustable, but this can be offered as special adaptation.	Price on request
D32296	<input type="checkbox"/>	Extra-long knee upholstery 550 mm – 3D cover	290,-
D88211	<input type="checkbox"/>	Leg support upper parts with lever instead of star wheel for angle adjustment	89,-
Bodypoint ankle huggers with upholstery			
	<input type="checkbox"/>	D44863 S (L: 170-200 mm)	242,-
	<input type="checkbox"/>	D44864 M (L: 190-230 mm)	242,-
	<input type="checkbox"/>	D44865 L (L: 220-290 mm)	252,-
	<input type="checkbox"/>	D44904 XL (L: 280-330 mm)	273,-
D21081	<input type="checkbox"/>	Extra abduction for leg rests (+50 mm) not for SW 430 mm - adjustment of the calf supports will be limited. Not approved for car transport – if needed, please contact customer service.	431,-
D21745	<input type="checkbox"/>	Calf support bracket upholstery - pair - skai cover	63,-
D41617	<input type="checkbox"/>	Calf support upholstery extra soft - pair - EC or 3D cover depending on the fabric for the whole chair	221,-
D86900	<input type="checkbox"/>	Bodypoint calf strap M	181,-
D86901	<input type="checkbox"/>	Bodypoint calf strap L	181,-



NEW:

Push rim controlled drive unit and easy propulsion with joystick or attendant control – order directly by Netti together with the requested comfort wheelchair. Please use separate order form

MAIN WHEEL With comfort plate the seat height is 15 mm lower

Standard	<input checked="" type="checkbox"/>	24 x 1" PU – seat height: Possible front wheels:	<input type="checkbox"/> 460 mm 5, 6 & 7"	<input type="checkbox"/> 490 mm 7 & 8"	0,-
D22006	<input type="checkbox"/>	Main wheels wide: 1 3/8 PU infill			74,-
D22008	<input type="checkbox"/>	Main wheels pneumatic – only 24 x 1 3/8 available			74,-
D22007	<input type="checkbox"/>	22 x 1" PU – seat height: Possible front wheels:	<input type="checkbox"/> 435 mm 5 & 6"	<input type="checkbox"/> 465 mm 6 & 7"	<input type="checkbox"/> 475 mm 8"
D22002	<input type="checkbox"/>	20 x 1" PU - seat height: Possible front wheels:	<input type="checkbox"/> 405 mm 3"	<input type="checkbox"/> 420 mm 5"	<input type="checkbox"/> 455 mm 6 & 7"
D21035	<input type="checkbox"/>	12 ½" DB flexel** - seat height: Possible front wheels:	<input type="checkbox"/> 470 mm 5 & 6"	<input type="checkbox"/> 480 mm 7"	<input type="checkbox"/> 500 mm 8"
D22035	<input type="checkbox"/>	16" DB PU - seat height: Possible front wheels:	<input type="checkbox"/> 485 mm 7"	<input type="checkbox"/> 495 mm 8"	
D22010	<input type="checkbox"/>	26 x 1 3/8" PU infill-seat height: Possible front wheels:	<input type="checkbox"/> 490 mm 6 & 7"	<input type="checkbox"/> 505 mm 8"	<input type="checkbox"/> 530 mm 8"
D20831	<input type="checkbox"/>	Main wheel w/one hand drive (24x1 3/8 Drum brake) – left Seat height: Possible front wheels:	<input type="checkbox"/> 460 mm 5, 6 & 7"	<input type="checkbox"/> 490 mm 7 & 8"	1.890,-
D20832	<input type="checkbox"/>	Main wheel w/one hand drive (24x1 3/8 Drum brake) – right Seat height: Possible front wheels:	<input type="checkbox"/> 460 mm 5, 6 & 7"	<input type="checkbox"/> 490 mm 7 & 8"	1.890,-
D20834	<input type="checkbox"/>	One hand drive for 24" wheels PU – left Cannot be combined with drum brakes. Seat height: Possible front wheels:	<input type="checkbox"/> 460 mm 5, 6 & 7"	<input type="checkbox"/> 490 mm 7 & 8"	1.239,-
D20836	<input type="checkbox"/>	One hand drive for 24" wheels PU – right Cannot be combined with drum brakes. Seat height: Possible front wheels:	<input type="checkbox"/> 460 mm 5, 6 & 7"	<input type="checkbox"/> 490 mm 7 & 8"	1.239,-
D20837	<input type="checkbox"/>	One hand drive for 22" wheels PU – left Cannot be combined with drum brakes. Seat height: Possible front wheels:	<input type="checkbox"/> 460 mm 5, 6 & 7"	<input type="checkbox"/> 490 mm 7 & 8"	1.239,-
D20838	<input type="checkbox"/>	One hand drive for 22" wheels PU – right Cannot be combined with drum brakes. Seat height: Possible front wheels:	<input type="checkbox"/> 460 mm 5, 6 & 7"	<input type="checkbox"/> 490 mm 7 & 8"	1.239,-
D22009	<input type="checkbox"/>	Hand and spoke protector, transparent, pair (not for one hand drive standard)			158,-
D22013	<input type="checkbox"/>	Push rim cover, pair			126,-

** Without frame brakes - Please contact us for an offer of a frame brake solution.


FRONT WHEELS

Standard	<input checked="" type="checkbox"/>	Front wheels: 7" – 175 x 33 PU	0,-
D21021	<input type="checkbox"/>	Front wheels: 7" – 175 x 45 PU (necessary for supportive engines)	95,-

D21012	<input type="checkbox"/>	Front wheels: 7" – 175 x 45 pneumatic	95,-
D22001	<input type="checkbox"/>	Front wheels: 3" – 75 x 33 PU including extra-short front forks for SH 405 mm	336,-
D22003	<input type="checkbox"/>	Front wheels: 5" – 125 x 27 PU	95,-
D22005	<input type="checkbox"/>	Front wheels: 6" – 150 x 30 PU	95,-
D21026	<input type="checkbox"/>	Front wheels: 8" – 200 x 50 PU infill	95,-
D20664	<input type="checkbox"/>	Front wheel distance bushers to simplify foot propelling (ideal in combination with D24005)	179,-

HEAD SUPPORTS & ACCESSORIES FOR HEAD SUPPORTS



D82025	<input type="checkbox"/>	Head support adapter aluminium (cannot be combined with stabilizer for head rest)	252,-
D20575	<input type="checkbox"/>	Head support A, with side support	242,-
D82566	<input type="checkbox"/>	Head support A with side support and head band	359,-
D82568	<input type="checkbox"/>	Extra comfort pads for the head band of D82566, pair	34,-
D20574	<input type="checkbox"/>	Head support B, small, oval	242,-
D20573	<input type="checkbox"/>	Head support C, large, square	242,-
 D82746	<input type="checkbox"/>	Netti Dynamic head support C incl. head support adapter in aluminium If combined with other options, please send us a request, as some solutions are only possible as special adaptations. For more information, feel free to contact us.	Price on request
D20576	<input type="checkbox"/>	Head support D, comfort (pressure distributive)	305,-
D27575	<input type="checkbox"/>	Head support E with adjustable side supports	368,-
D27576	<input type="checkbox"/>	Head support F with cheek support	483,-
D21027	<input type="checkbox"/>	Headrest adjustment tube (horizontal) + 100 mm, length 250 mm	95,-
D21028	<input type="checkbox"/>	Headrest adjustment tube (horizontal) + 230 mm, length 380 mm	105,-
D21054	<input type="checkbox"/>	Headrest adjustment tube (vertical) + 100 mm, length 500 mm	95,-
D23004	<input type="checkbox"/>	Comfort cushion for head rest type C – removable with Mars cover	189,-
D23012	<input type="checkbox"/>	Easy Care cover for head rest type A, B, C – removable	95,-
D23013	<input type="checkbox"/>	3D cover for head rest type A, B, C – removable	95,-
D23015	<input type="checkbox"/>	Grey head rest cushion with Mars cover	242,-
D23017	<input type="checkbox"/>	Stabilizer for head rest - SW 350-500 – cannot be combined with head support stabilizer (recommended for car transportation)	294,-



D45372	<input type="checkbox"/>	[A] Savant head support incl. headband, small – height 130 mm User forehead 460-560 mm	Price on request
--------	--------------------------	---	------------------

		User ½ circumference behind ears 150-180 mm Inside distance along top support 300 mm, along middle support 180 mm (not approved for car transport – if this is needed please order an additional Netti headrest)	
D45374	<input type="checkbox"/>	[A] Savant head support incl. headband, adult – height 150 mm User forehead 560-610 mm User ½ circumference behind ears 200-300 mm Inside distance along top support 360 mm, along middle support 200 mm (not approved for car transport – if this is needed please order an additional Netti headrest)	Price on request
D45373	<input type="checkbox"/>	[B] Side pads for Savant head support. For extra lateral support. For the upper arms of the head support. Cannot be combined with the headband	Price on request
D45375	<input type="checkbox"/>	Headrest adjustment tube (horizontal) + 100 mm, length 250 mm	Price on request
D45368	<input type="checkbox"/>	[C] Axion head support rotary interface, permits a lateral rotation of 60°. Only for Savant headrests. (not approved for car transport – if this is needed please order an additional Netti headrest)	Price on request
D45376	<input type="checkbox"/>	Axion head support rotary interface, permits a lateral rotation of 90°. Only for Savant headrests. (not approved for car transport – if this is needed please order an additional Netti headrest)	Price on request
D89558	<input type="checkbox"/>	[C] Axion head support rotary interface, permits a lateral rotation of 60°. Only for Netti headrests. (not approved for car transport – if this is needed please order an additional Netti headrest)	Price on request
D89559	<input type="checkbox"/>	Axion head support rotary interface, permits a lateral rotation of 90°. Only for Netti headrests. (not approved for car transport – if this is needed please order an additional Netti headrest)	Price on request

TRAYS

D21059	<input type="checkbox"/>	Universal tray for SW 350 - 500 mm (for SW 500 and arm pads D21077, D21079 or D21927, please choose tray D21063)	236,-
D21063	<input type="checkbox"/>	Universal tray for SW 550 + 600 mm (necessary for SW 500 with arm pads D21077, D21079 or D21927)	294,-
D21050	<input type="checkbox"/>	Tray reinforced (not possible for SW 500 if combined with arm pads D21077, D21079 or D21927)	399,-
D24001	<input type="checkbox"/>	Tray swingable (not possible for SW 500 if combined with arm pads D21077, D21079 or D21927)	273,-
D93316	<input type="checkbox"/>	Tray spacer for swingable tray – necessary if a tray is combined with soft upholstery for armpads D41649/D41650	30,-
D24002	<input type="checkbox"/>	Tray lockable (not possible for SW 500 if combined with arm pads D21077, D21079 or D21927)	273,-
D93315	<input type="checkbox"/>	Tray spacer for lockable tray – necessary if a tray is combined with soft upholstery for armpads D41649/D41650	20,-
D21052	<input type="checkbox"/>	Upholstery for tray	126,-
D23006	<input type="checkbox"/>	Half tray, upholstered, left	431,-

NORWAY: Alu Rehab AS | Bedriftsvegen 23 | N-4353 Klepp stasjon | post.klepp@Meyragroup.com | Phone +47 51 78 62 20
DENMARK: Alu Rehab ApS | Kløftehøj 8 | DK-8680 Ry | info.ry@Meyragroup.com | Phone +45 87887300

D23005	<input type="checkbox"/>	Half tray, upholstered, right	431,-
--------	--------------------------	-------------------------------	-------

VARIOUS ACCESSORIES

D21087	<input type="checkbox"/>	Clinic-Kit (tools) for angle adjustable foot supports	126,-
D21239	<input type="checkbox"/>	Toolkit	105,-
D41987	<input type="checkbox"/>	Intravenous rack	336,-

BELT OPTIONS FROM BODYPOINT AND NETTI

Belts and accessories for seat unit

						
[A]	[B]	[C]	[D]	[E]	[F]	
D86282	<input type="checkbox"/>	Belt bracket kit – seat [A]				109,-
D20845	<input type="checkbox"/>	Hip belt, with upholstery and car belt lock [B]				126,-
		Bodypoint 2-point pelvic stabiliser Evoflex incl. D86282 [A+C]				280,-
D86902	<input type="checkbox"/>	XS (overall pad length: 380 mm)				
D86891	<input type="checkbox"/>	M (overall pad length: 460 mm)				
D86892	<input type="checkbox"/>	L (overall pad length: 620 mm)				
		Bodypoint 2-point hip belt incl. mounting kit [A+F]				252,-
D45273	<input type="checkbox"/>	XS (overall pad length: 360 mm)				
D45274	<input type="checkbox"/>	S (overall pad length: 400 mm)				
D45275	<input type="checkbox"/>	M (overall pad length: 460 mm)				
D45040	<input type="checkbox"/>	Security cover for type [C], [D] and [F] in XS/M/L				74,-
		Bodypoint 4-point pelvic stabiliser incl. mounting kit [2xA+D]				423,-
D86889	<input type="checkbox"/>	XS (overall pad length 360 mm)				
D86893	<input type="checkbox"/>	M (overall pad length: 460 mm)				
D86894	<input type="checkbox"/>	L (overall pad length: 620 mm)				
D60001	<input type="checkbox"/>	Abduction belt [E]				557,-
		Bodypoint supportive universal elastic strap				189,-
D45084	<input type="checkbox"/>	S (Height 80 mm - 1420 mm long, easily cut-to-length)				
D45085	<input type="checkbox"/>	L (Height 110 mm - 1420 mm long, easily cut-to-length)				
D45086	<input type="checkbox"/>	XL (Height 150 mm - 1420 mm long, easily cut-to-length)				



Belts and accessories for back unit

				
[A]	[B]	[C]	[D]	[E]

NORWAY: Alu Rehab AS | Bedriftsvegen 23 | N-4353 Klepp stasjon | post.klepp@Meyragroup.com | Phone +47 51 78 62 20
 DENMARK: Alu Rehab ApS | Kløftehøj 8 | DK-8680 Ry | info.ry@Meyragroup.com | Phone +45 87887300

D86890	<input type="checkbox"/>	H-harness adaptor kit (recommended for all upper body harnesses) [A]	278,-
D20881	<input type="checkbox"/>	H-belt, with upholstery and car belt lock [B]	263,-
D41645	<input type="checkbox"/>	Belt cross harness [C]	200,-
		Bodypoint Stayflex chest support without zipper [D]	274,-
D89805	<input type="checkbox"/>	XS (Shoulder width 240-280 mm)	
D89898	<input type="checkbox"/>	S (Shoulder width 280-330 mm)	
D86895	<input type="checkbox"/>	M (Shoulder width 330-410 mm)	
D86896	<input type="checkbox"/>	L (Shoulder width 410-480 mm)	
		Bodypoint Pivofit shoulder harness [E]	274,-
D89802	<input type="checkbox"/>	XS (Shoulder width 240-280 mm)	
D89803	<input type="checkbox"/>	S (Shoulder width 380-330 mm)	
D86898	<input type="checkbox"/>	M (Shoulder width 330-410 mm)	
D86899	<input type="checkbox"/>	L (Shoulder width 410-480 mm)	

NETTI CUSTOMIZED

Netti has many years of experience in developing customized solutions. Feel free to contact us for a quote concerning your individual solution.

CUSTOM MADE – most wanted special adapted items (price on request)



A



B



C

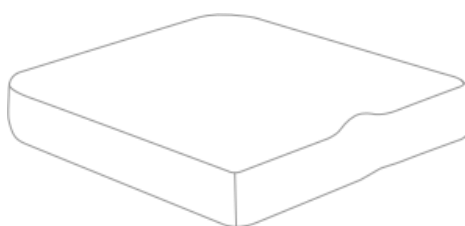
<input type="checkbox"/>	Reinforced footboard in aluminium
<input type="checkbox"/>	Extra long calf supports (please state length) (B)
<input type="checkbox"/>	Calf support upholstery in special length or material
<input type="checkbox"/>	Back cushion with special side support (see drawing page 9) (C)
<input type="checkbox"/>	Special back height, e.g. 400 or 700 mm
	Complete upholstered armrest [A] – now standard article – please see page 4
<input type="checkbox"/>	Pushhandles with special length or angle
<input type="checkbox"/>	Footboard that swings horizontally forwards

Please describe your current case and how a possible solution could look. If you have any picture or video material, we would also like to see this. To offer the best solution, please describe the user in the best possible way, e.g. such as any given diagnosis, user weight and/or the exact pattern movement of the user.

User weight:

NORWAY: Alu Rehab AS | Bedriftsvegen 23 | N-4353 Klepp stasjon | post.klepp@Meyragroup.com | Phone +47 51 78 62 20
DENMARK: Alu Rehab ApS | Kløftehøj 8 | DK-8680 Ry | info.ry@Meyragroup.com | Phone +45 87887300

Please write the exact measurements and draw the wished solution for the requested accessories e.g. by using the drawings underneath.



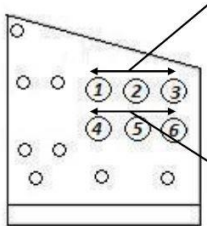
Please inform us if there are any special circumstances in the living area that has an influence for the chair:
e.g. the total possible width _____ mm and length _____ mm of the chair.

TECHNICAL DATA

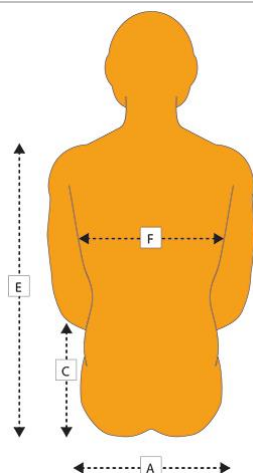
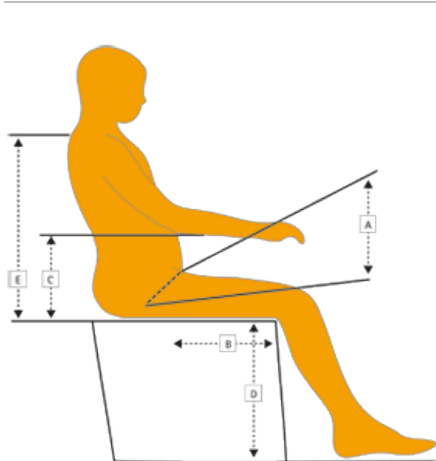
Tilt (seat)	-9° to +16°
Recline (back)	86° to 133°
Total width of the wheelchair	Seat width + 220 mm (std. wheels/DB-wheels) Seat width + 210 mm (12" + 16" DB-wheels)
Total length	1020 mm with leg rests
Total height	1050 mm
Distance arm support to seatplate	Min: 170 mm/ max. 310 mm
Weight of wheelchair	App. 36 kg (without cushion)
Frame colour	Silver
Cover variants	Stretchable & flexible cover 3D (optional Easy Care antibacterial cover, washable)
Crash test	ISO 7176-19 (136 kg)

Seat height – WITHOUT seat cushion (measured from floor to seat plate)

(with sliding seat plate. With comfort plate the seat height is 15 mm lower)

Netti III View side frame left		Seating heights by using different rear/front wheels and different frame- and front castor positions	
Front wheels		Frame rear side	
<p>5" + 24" = SH 460 mm</p> <p>6" + 24" = SH 460 mm</p> <p>7" + 24" = SH 460 mm</p> <p>7" + 24" = SH 490 mm</p> <p>8" + 24" = SH 490 mm</p> <p>5" + 22" = SH 435 mm</p> <p>6" + 22" = SH 435 mm</p> <p>6" + 22" = SH 465 mm</p> <p>7" + 22" = SH 465 mm</p> <p>8" + 22" = SH 475 mm</p> <p>3" + 20" = SH 405 mm</p> <p>5" + 20" = SH 420 mm</p> <p>6" + 20" = SH 455 mm</p>	<p>7" + 20" = SH 455 mm</p> <p>6" + 26" = SH 490 mm</p> <p>7" + 26" = SH 490 mm</p> <p>8" + 26" = SH 505 mm</p> <p>8" + 26" = SH 530 mm</p> <p>5" + 12" = SH 470 mm</p> <p>6" + 12" = SH 470 mm</p> <p>7" + 12" = SH 480 mm</p> <p>8" + 12" = SH 500 mm</p> <p>7" + 16" = SH 485 mm</p> <p>8" + 16" = SH 495 mm</p>	 <p>Hole 1, 2, 3 for 12" - 16" - 20" - 22" - 24" - 26"</p> <p>12" = H1 = seat height 470 mm</p> <p>16" = H1 = seat height 485 mm</p> <p>20" = H1 = seat height 405 mm</p> <p>22" = H1 = seat height 435 mm</p> <p>24" = H1 = seat height 460 mm</p> <p>26" = H1 = seat height 490/505 mm</p> <p>Hole 4, 5, 6 for 12" - 16" - 20" - 22" - 24" - 26"</p> <p>12" = H2 = seat height 470/480/500 mm</p> <p>16" = H2 = seat height 495 mm</p> <p>20" = H2 = seat height 420/450 mm</p> <p>22" = H2 = seat height 465 mm</p> <p>24" = H2 = seat height 490 mm</p> <p>26" = H2 = seat height 530 mm</p>	
We offer 3 different front forks. You will get the right one by crossing the seating height.			

Leg rests	Min. calf length	Max. calf length
Manual adjustable leg rests	320 mm	680 mm
Universal leg rests	360 mm	500 mm
Netti Grandis leg rests	360 mm	640 mm
Netti Grandis fixed leg rests	380 mm	550 mm



Measurements

A Hip width/Seat width	_____ mm
B Thigh length / seat depth	_____ mm
C Arm rest height	_____ mm
D Leg length / seat height	_____ mm
E Backrest height	_____ mm
F Trunk width	_____ mm