



Date _____ Customer code C- _____

Invoice address _____ Contact person _____

_____ Reference _____

_____ Other delivery address _____

Invoice address = delivery address Quote

The chair will be used as seat for car transport.

Basic price: 2.180,- €

Excl. VAT

Seat width	D63040 <input type="checkbox"/> 400 mm	Capacity Max. 135 kg	
	D63045 <input type="checkbox"/> 450 mm		Seat height See page 5
	D63050 <input type="checkbox"/> 500 mm		Seat depth 425 – 500 mm adjustable by 25 mm per step (Standard 500 mm)
D22153 <input type="checkbox"/> Arm support comfort pads (reduces the SW with 2 x 20 mm)		158,- €	
D28002 <input type="checkbox"/> Adjustment of seat depth – please state the wished seat depth:	<input type="checkbox"/> 425 mm <input type="checkbox"/> 450 mm <input type="checkbox"/> 475 mm <input checked="" type="checkbox"/> 500 mm	74,- €	

= Standard equipment

QUICK ORDER

only page 1 is send

Item nr.	Description	Price in €
Standard <input checked="" type="checkbox"/>	Head rest A, with side support	0,-
D26574 <input type="checkbox"/>	Head rest B, small, oval	0,-
D26573 <input type="checkbox"/>	Head rest C, large, square	0,-
D26576 <input type="checkbox"/>	Head rest D, comfort (pressure distributive)	252,-
D82567 <input type="checkbox"/>	Headrest A with head band	359,-
D82568 <input type="checkbox"/>	Extra comfort pads for the head band of D82567, pair	34,-
D21085 <input type="checkbox"/>	Drum brakes	263,-
D25059 <input type="checkbox"/>	Universal tray	236,-
D21052 <input type="checkbox"/>	Upholstery for tray	126,-
D20845 <input type="checkbox"/>	Hip belt, with upholstery and car belt lock	126,-

FRAME

Standard	<input checked="" type="checkbox"/>	Fixed push bow	0,-
Standard	<input checked="" type="checkbox"/>	Anti tip, swingable	0,-
Standard	<input checked="" type="checkbox"/>	User brake	0,-
D86099	<input type="checkbox"/>	Brake lever extension +70 mm (length 200 mm) to be mounted by dealer	177,-
D28972	<input type="checkbox"/>	Anti tip with pedal, pair	210,-
D28001	<input type="checkbox"/>	Frame extension including longer anti tippers	315,-
D41074	<input type="checkbox"/>	Car fastener, pair	179,-

HEAD SUPPORT AND ACCESSORIES (Please also see page 1)

D27577	<input type="checkbox"/>	Headrest E with adjustable side supports	326,-
D27578	<input type="checkbox"/>	Headrest F with cheek support	326,-
D21027	<input type="checkbox"/>	Headrest adjustment tube (horizontal) + 100 mm, length 250 mm	95,-
D21028	<input type="checkbox"/>	Headrest adjustment tube (horizontal) + 230 mm, length 380 mm	105,-

BACK UNIT

Standard	<input checked="" type="checkbox"/>	Back cushion Netti Uno - with 100 mm side support - Easy Care cover	0,-
Standard	<input checked="" type="checkbox"/>	Back height 500 mm (incl. one piece fabric back)	0,-
D86146	<input type="checkbox"/>	Side supports Basic, pair	387,-
D28512	<input type="checkbox"/>	Side support Correction left	221,-
D28511	<input type="checkbox"/>	Side support Correction right	221,-
D42177	<input type="checkbox"/>	Extra push bow, angel adjustable	284,-



SEAT UNIT

Standard	<input checked="" type="checkbox"/>	Seat cushion Netti Uno with Easy Care cover	0,-
D21007	<input type="checkbox"/>	Pressure relief seat cushion Netti Sit with Easy Care cover	399,-
D21017	<input type="checkbox"/>	Pressure relief seat cushion Netti Sit °C with temperature regulating features and incontinence layer under the 3D cover	557,-
D60001	<input type="checkbox"/>	Abduction belt	557,-
D86282	<input type="checkbox"/>	Belt bracket kit	109,-
D27493	<input type="checkbox"/>	Abduction block small (W: 80 mm x L: 140 mm x H: 80 mm)	263,-
D27494	<input type="checkbox"/>	Abduction block medium (W: 110 mm x L: 150 mm x H: 80 mm)	263,-
D27495	<input type="checkbox"/>	Abduction block large (W: 140 mm x L: 170 mm x H: 80 mm)	263,-



LEG SUPPORTS

For the Netti 4U CE you have 2 different types of leg supports with various accessories. Please contact us for consultation.



Manually angle adjustable leg supports

Standard		<input checked="" type="checkbox"/> Manually angle adjustable leg supports with -automatic length adjustment -angle adjustable foot plates -calf supports and knee upholstery	0,-
D88211		<input type="checkbox"/> Leg support upper parts with lever instead of star wheel for angle adjustment	89,-
		Bodypoint ankle huggers with upholstery <input type="checkbox"/> D44863 S (L: 170-200 mm) <input type="checkbox"/> D44864 M (L: 190-230 mm) <input type="checkbox"/> D44865 L (L: 220-290 mm) <input type="checkbox"/> D44904 XL (L: 280-330 mm)	242,- 242,- 252,- 273,-
D21745		<input type="checkbox"/> Calf support bracket upholstery - pair - skai cover	63,-
D41617		<input type="checkbox"/> Calf support upholstery extra soft - pair - EC cover	221,-
D23014		<input type="checkbox"/> Footfixation	147,-
D28453		<input type="checkbox"/> Foot plate upholstery - pair - skai cover	305,-
D86900		<input type="checkbox"/> Bodypoint calf strap M	181,-
D86901		<input type="checkbox"/> Bodypoint calf strap L	181,-

Universal leg supports

D24005		<input type="checkbox"/> Universal leg supports with knee angle adjustment, adjustable below 90° for contract leg situations with seat unit tilted when chair is pushed	137,-
		Bodypoint ankle huggers with upholstery incl. mounting kit <input type="checkbox"/> D44863 S (L: 170-200 mm) <input type="checkbox"/> D44864 M (L: 190-230 mm) <input type="checkbox"/> D44865 L (L: 220-290 mm) <input type="checkbox"/> D44904 XL (L: 280-330 mm)	242,- 242,- 252,- 273,-
D23014		<input type="checkbox"/> Footfixation	147,-
D86900		<input type="checkbox"/> Bodypoint calf strap M	181,-
D86901		<input type="checkbox"/> Bodypoint calf strap L	181,-

ARM SUPPORTS AND ACCESSORIES

Standard		Arm supports height and depth adjustable	0,-
Standard		Arm pads 385 x 58 mm	0,-

D41649	<input type="checkbox"/>	Arm pad upholstery extra soft - pair - EC cover (can only be combined with a swingable/ lockable tray together with tray spacers)	116,-
D23003	<input type="checkbox"/>	Hemiplegic cushion, one piece	221,-
D22185	<input type="checkbox"/>	Arm support hemiplegic left (can only be combined with a tray in special adaptation)	336,-
D22186	<input type="checkbox"/>	Arm support hemiplegic right (can only be combined with a tray in special adaptation)	336,-

MAIN WHEELS

Standard	<input checked="" type="checkbox"/>	Main wheels 24 x 1" PU incl. quick release	0,-
INT70315	<input type="checkbox"/>	Main wheels 12½" PU with drum brakes – frame brakes are not compatible with the 12" wheels. Please contact us for an offer of a frame brake option. (Please note! Mounting of brake plates and handles for drum brakes is prepared by us, but the wheels are to be mounted by the dealer).	461,-
INT70316	<input type="checkbox"/>	Main wheels 16" PU with drum brakes. (Please note! Mounting of brake plates and handles for drum brakes is prepared by us, but the wheels are to be mounted by the dealer).	461,-
D22009	<input type="checkbox"/>	Hand and spoke protector transparent, pair	158,-

FRONT CASTORS

Standard	<input checked="" type="checkbox"/>	Front wheels: 7" – 175 x 33 PU	0,-
D21021	<input type="checkbox"/>	Front wheels: 7" – 175 x 45 PU wheel - puncture proof - with PU infill (necessary for supportive engines)	95,-

TRAYS (please also see page 1)

D21050	<input type="checkbox"/>	Tray reinforced	399,-
D24001	<input type="checkbox"/>	Tray swingable	273,-
D93316	<input type="checkbox"/>	Tray spacer for swingable tray – necessary if a tray is combined with soft upholstery for armpads D41649	30,-
D24002	<input type="checkbox"/>	Tray lockable	273,-
D93315	<input type="checkbox"/>	Tray spacer for lockable tray – necessary if a tray is combined with soft upholstery for armpads D41649	20,-

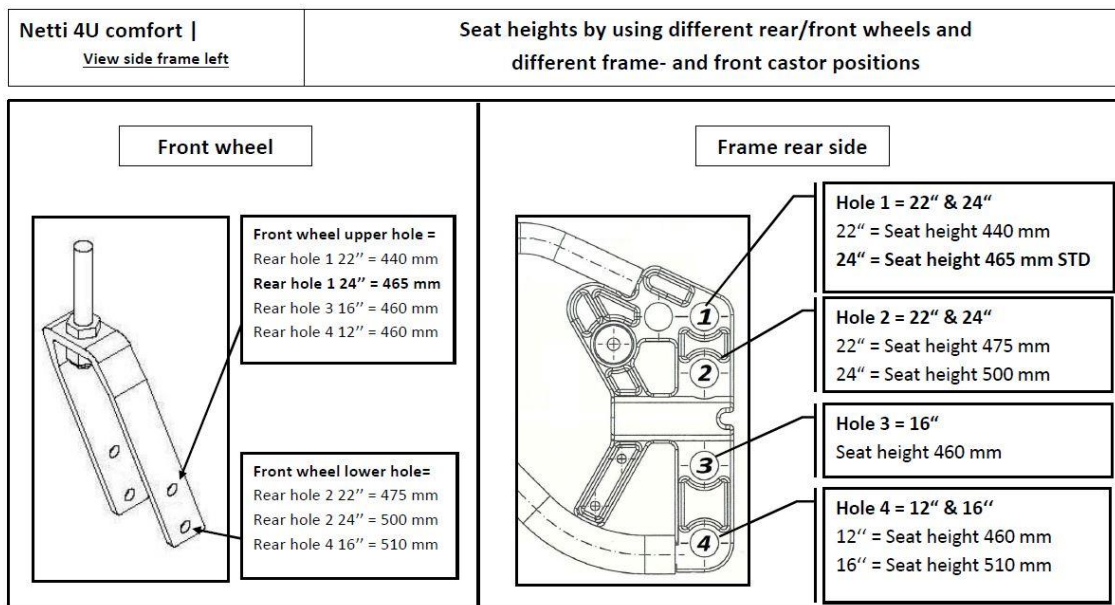
VARIOUS ACCESSORIES

D21239	<input type="checkbox"/>	Tool kit	105,-
D41987	<input type="checkbox"/>	Intravenous rack	336,-

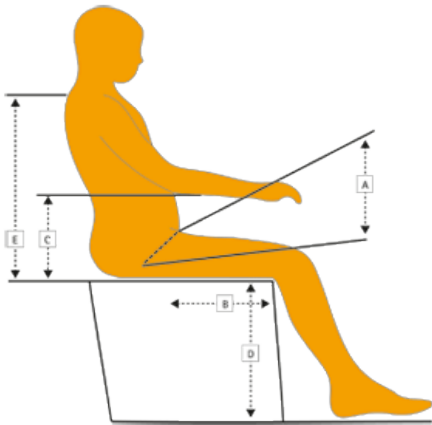
TECHNICAL DATA

Tilt (seat)	-5° to +20°
Recline (back)	92° to 137°
Total width of the wheelchair	Seat width + 180 mm (std. wheels)/ + 195 mm (DB wheels) / +170 mm (12" + 16" DB wheels)
Total length	1130 mm with leg rests
Total height	1030 mm
Distance arm support to seat plate	Min. 260 mm / max. 355 mm
Weight of wheelchair	App. 28 kg (without cushions)
Frame colour	Blue
Cover variant	Easy Care antibacterial cover, washable
Crashtest	ISO 7176-19 (125 kg) – for information concerning car transport, please see the user manual on our website.

Seat height – WITHOUT seat cushion (measured from floor to seat plate)



Leg rest type	Min. calf length	Max. calf length
Manual adjustable leg rests	320 mm	680 mm
Universal leg rests	360 mm	500 mm



Measurements

- A Hip width/Seat width _____ mm
- B Thigh length / seat depth _____ mm
- C Arm rest height _____ mm
- D Leg length / seat height _____ mm
- E Backrest height _____ mm
- F Trunk width _____ mm

