



Date _____ Customer code C- _____

Invoice address _____ Contact person _____

_____ Reference _____

_____ Other delivery address _____

Invoice address = delivery address Quote

The chair will be used as seat for car transport

Basic price for SW 350-500 mm: 4.365,- € excl. VAT

Basic price for SW 550-600 mm: 4.963,- € excl. VAT

Seat width	D20035HD <input type="checkbox"/> 350 mm	Seat depth	A <input type="checkbox"/> 500 mm
	D20038HD <input type="checkbox"/> 380 mm		B <input checked="" type="checkbox"/> 475 mm
	D20040HD <input type="checkbox"/> 400 mm		C <input type="checkbox"/> 450 mm
	D20043HD <input type="checkbox"/> 430 mm		D <input type="checkbox"/> 425 mm
	D20045HD <input type="checkbox"/> 450 mm		E <input type="checkbox"/> 400 mm
	D20050HD <input type="checkbox"/> 500 mm		
	D20055HD <input type="checkbox"/> 550 mm		For seat depth above 500 mm, see page 2
	D20060HD <input type="checkbox"/> 600 mm		Capacity Max. 160 kg
			Seat height See page 8
	D22149 <input type="checkbox"/> Side upholstery (reduces SW with 2 x 25 mm)		129,- €

= Standard equipment

FRAME

Item nr.	Description	Price in €
Standard <input checked="" type="checkbox"/>	Push handles 300 mm, height adjustable and swingable	0,-
Standard <input checked="" type="checkbox"/>	Anti tip w/ pedal	0,-
D21808 <input type="checkbox"/>	Push handles 500 mm, height adjustable and swingable	189,-
D81740 <input type="checkbox"/>	Push bow – height and angle adjustable	338,-
D20824 <input type="checkbox"/>	Frame extension incl. brakes on lower frame tube	269,-
D41074 <input type="checkbox"/>	Car fastener	158,-
D21032 <input type="checkbox"/>	Tilt-restrictor (no neg. tilt frontwards, not possible with 45° tilt D28000)	49,-
D43032 <input type="checkbox"/>	Tilt lock (stepless locking of tilt angle, not possible with 45° tilt D28000)	319,-
D21075 <input type="checkbox"/>	Configuration for car transportation for users higher than 185 cm incl.: D21006 back height 600 mm D21054 vertical tube for headrest - 500 mm D82025 headrest adapter in aluminium	597,-
D21020 <input type="checkbox"/>	Release lever for tilt - adapted to arm rest <input type="checkbox"/> L <input type="checkbox"/> R	259,-

NORWAY: Alu Rehab AS | Bedriftsvegen 23 | N-4353 Klepp stasjon | post@My-Netti.com | Phone +47 51 78 62 20
DENMARK: Alu Rehab ApS | Kløftehøj 8 | DK-8680 Ry | info@My-Netti.com | Phone +45 87887300

		Both release handles on one side is offered as special adaptation	
D21040		Release lever for recline - adapted to arm rest <input type="checkbox"/> L <input type="checkbox"/> R Both release handles on one side is offered as special adaptation. Combined with Free back spring D82226-D82237 only as special adaptation.	259,-
D28000	<input type="checkbox"/>	45° seat tilt -10° to +35°, seat height + 80 mm incl. frame extension, comfort seat plate (SW 550+600 with solid seat plate) and front wheel distance bush. 3 weeks delivery time. If combined with other options, please send us a request as some solution are only possible as special adaptations. For information concerning car transport, please contact us.	1265,-
D22222		Special seat depth incl. frame extension, comfort seat plate (SW 550+600 with solid seat plate) and longer cushion – add. charge for SW 350+380 mm as the cushion is special adaptation. If combined with other options, please send us a request as some solution are only possible as special adaptations. <input type="checkbox"/> 525 mm <input type="checkbox"/> 550 mm <input type="checkbox"/> 575 mm	569,-
D21022	<input type="checkbox"/>	Easy Care cover for seat and back, washable (not available for Netti Sit °C, Kyphotic and Ride cushion)	0,-
D40501	<input type="checkbox"/>	SW extension: 12 mm per side for standard wheels (only SW 350-450)	599,-
D40502	<input type="checkbox"/>	SW extension: 12 mm per side for DB-wheels (only SW 350-450 mm)	599,-

SOLUTIONS FOR RESPIRATION MACHINES AND OTHER MEDICAL DEVICES

D21186	<input type="checkbox"/>	Universal device holder (incl. frame extender D20824) D: 348 mm / W: SW minus 36 mm / Max. capacity 10kg For information concerning car transport, please see the user manual of the device holder on our website.	1697,-
D21187	<input type="checkbox"/>	Cover plate for universal device – add. level (only with D21186) D: 193 mm / W: SW minus 37 mm / H (free area): 237 mm	449,-
D42900	<input type="checkbox"/>	Extra set of 4 mounting brackets, incl. screws	234,-

BRAKES

Standard	<input checked="" type="checkbox"/>	User brake, brake lever 90 mm	0,-
D21010	<input type="checkbox"/>	Drum brakes	229,-
D21029	<input type="checkbox"/>	Brake lever extension + 60 mm, length: 150 mm	79,-
D21031	<input type="checkbox"/>	Brake lever extension + 160 mm, length: 250 mm	89,-
D27282	<input type="checkbox"/>	One-hand-brake, right (only in combination with drum brake)	338,-
D27283	<input type="checkbox"/>	One-hand-brake, left (only in combination with drum brake)	338,-

BACK UNIT (for belts please see page 13)

Standard	<input checked="" type="checkbox"/>	Back cushion Netti Smart - side support 120 mm - 3D cover	0,-
Standard	<input checked="" type="checkbox"/>	Back height 500 mm (incl. adjustable velcro back)	0,-
D21006	<input type="checkbox"/>	Back height 600 mm (incl. back extender + longer cushion)	294,-

NORWAY: Alu Rehab AS | Bedriftsvegen 23 | N-4353 Klepp stasjon | post@My-Netti.com | Phone +47 51 78 62 20
DENMARK: Alu Rehab ApS | Kløftehøj 8 | DK-8680 Ry | info@My-Netti.com | Phone +45 87887300

D44992	<input type="checkbox"/>	Adjustable velcro with cut for side supports for SW 350-500 mm	236,-
D44993	<input type="checkbox"/>	Adjustable velcro with cut for side supports for SW 550-600 mm	273,-
D27376	<input type="checkbox"/>	Side support correction with upholstery left – for Netti Smart	193,-
D27378	<input type="checkbox"/>	Side support correction with upholstery right – for Netti Smart	193,-
D21023	<input type="checkbox"/>	Back cushion Netti Stabil - with 170 mm side support with 3D cover	497,-
D21123	<input type="checkbox"/>	Back cushion Netti Super Stabil – with 170 mm reinforced side support, 3D cover	579,-
D20630	<input type="checkbox"/>	Back cushion Netti Kyphotic – 3D/Mars cover – only back height 500 mm and SW 350-500 mm	667,-
	<input type="checkbox"/>	Ride Designs Back solution (See separate order form) Article number: _____ / Accessories: _____	
D26830	<input type="checkbox"/>	Side support stable left – for Netti Stabil, Super Stabil & Kyphotic	219,-
D26843	<input type="checkbox"/>	Side support stable right – for Netti Stabil, Super Stabil & Kyphotic	219,-
D27541	<input type="checkbox"/>	Upholstery for side support stable, pair	134,-
D27700	<input type="checkbox"/>	Firm back in aluminium, back height 500 mm	332,-
D27701	<input type="checkbox"/>	Firm back in aluminium, back height 600 mm, incl. D21006	696,-
D21042	<input type="checkbox"/>	Lumbar support	164,-
D21084	<input type="checkbox"/>	Back wedge	164,-



Netti Dynamic FREE back cylinder

Allows up to 40° trunk movements backwards. Max. user weight 135 kg. The standard back recline can be locked in any position as the dynamic movement is blocked simultaneously, which can be appropriate during transport or positioning. Incl. frame extension D20824 and Bodypoint Evoflex pelvic stabilizer 2-point belt:

Size XS M L

Bodypoint pelvic stabilizer 2-point belt (SW 550-600 mm)

For more information and choice of gas spring, feel free to contact us or have a look at our website. If combined with other options, please send us a request as some solutions are only possible as special adaptations.

- | | | |
|---------------------------------------|---------------------------------------|---------------------------------------|
| <input type="checkbox"/> D82226 200N | <input type="checkbox"/> D82227 300N | <input type="checkbox"/> D82228 400N |
| <input type="checkbox"/> D82229 500N | <input type="checkbox"/> D82230 600N | <input type="checkbox"/> D82231 700N |
| <input type="checkbox"/> D82232 800N | <input type="checkbox"/> D82233 900N | <input type="checkbox"/> D82234 1000N |
| <input type="checkbox"/> D82235 1100N | <input type="checkbox"/> D82236 1200N | <input type="checkbox"/> D82237 1300N |

For Netti Dynamic System with dynamic seat unit, please see the Netti Dynamic III HD order form.

D87907	<input type="checkbox"/>	Recline limiter (possible to limit in different positions from 116° - 134°) for the Netti Dynamic Free back spring (to be mounted by the dealer)	30,-
		Libertas 15° back flexibility incl. long anti tips and frame extender (Max. user weight 135 kg, not intended for transport in car)	Price on request
	<input type="checkbox"/>	D82414 80N	
	<input type="checkbox"/>	D82415 120N	
	<input type="checkbox"/>	D82416 160N	



NEW:

Advanced seating and positioning management: Ride Designs – solutions (seat and back) for an even more stable posture, even more mobility/ functionality and an immense improved skin protection (decubitus prophylaxis). Please use separate order form.

SEAT UNIT (for belts please see page 12)

Standard	<input checked="" type="checkbox"/>	For SW 350-500 mm: Seat cushion Netti Uno – 3D cover	0,-
Standard	<input checked="" type="checkbox"/>	For SW 550-600 mm: Seat cushion Netti Sit – 3D cover	0,-
Standard	<input checked="" type="checkbox"/>	Sliding seat plate	0,-
D21074	<input type="checkbox"/>	Seating plate comfort for SW 350-500 (not to be combined with sliding seat plate) – for SW 550+600 only firm seat plate	117,-
D21048	<input type="checkbox"/>	Incontinence cover for seat cushion	212,-
D21007	<input type="checkbox"/>	Netti Sit - Pressure relief seat cushion with incontinence layer under the 3D cover	356,-
D21017	<input type="checkbox"/>	Netti Sit °C - Pressure relief seat cushion with temperature regulating features and 3D cover	497,-
	<input type="checkbox"/>	Ride Designs Seat cushion (See separate order form) Article number: _____ / Accessories: _____	
D27490	<input type="checkbox"/>	Abduction block small (W: 80 mm x L: 140 mm x H: 80 mm)	235,-
D27491	<input type="checkbox"/>	Abduction block medium (W: 110 mm x L: 150 mm x H: 80 mm)	235,-
D27492	<input type="checkbox"/>	Abduction block large (W: 140 mm x L: 170 mm x H: 80 mm)	235,-
D20830		Removable knee and thigh support <input type="checkbox"/> 1 piece <input type="checkbox"/> 2 pieces	188,-

LEG SUPPORTS

For the Netti III HD you have 5 different types of leg supports with various accessories. Please contact us for consultation.

Netti Grandis angle adjustable leg support

Standard	<input checked="" type="checkbox"/>	Netti Grandis angle adjustable positioning leg supports for complex individual configurations. Reduces pressure and shear forces. For users with e.g. contractions, leg asymmetry, elephantiasis.	0,-
		The foot support is characterized by unique ergonomics and user-friendliness due to lifting handles, scale displays and conical extension pieces. Angle adjustable incl. angle limiter and adjustable calf- and foot supports.	
D88608	<input type="checkbox"/>	Extra Abduction (+ 50 mm), not for SW 430 mm and for SW 600 mm only with footboard - adjustment of the calf supports will be limited	376,-
D88602	<input type="checkbox"/>	Calf support upholstery extra soft - pair - EC or 3D cover depending on the fabric for the whole chair	190,-




D88607	<input type="checkbox"/>	Knee upholstery for the upper lower leg (3D or EC cover depending on the fabric for the whole chair)	102,-
D21745	<input type="checkbox"/>	Calf support bracket upholstery - pair - skai cover	49,-
D88604	<input type="checkbox"/>	Angle limiter (for limitation of angle upwards) – mounted	58,-
D88014	<input type="checkbox"/>	Foot fixation, pair incl. mounting kit	212,-
D88603	<input type="checkbox"/>	Foot board, lockable and upwards swingable	347,-
D88605	<input type="checkbox"/>	Footbox, upholstered with Skai cover (approved for car transport)	654,-
D21293	<input type="checkbox"/>	Calf strap	79,-
D86900	<input type="checkbox"/>	Bodypoint calf strap M	162,-
D86901	<input type="checkbox"/>	Bodypoint calf strap L	162,-



Netti Grandis amputation support

D88611		Amputation support left (amputation support on both sides only together with frame extension D20824) incl. Netti Grandis leg support right side	453,-
D88610		Amputation support right (amputation support on both sides only together with frame extension D20824) incl. Netti Grandis leg support left side	453,-

Netti Grandis leg support with fixed angle



D88609	<input type="checkbox"/>	Netti Grandis leg supports with fixed angle for complex individual configurations. Reduces pressure and shear forces. For users with e.g. contractions, leg asymmetry. The foot support is characterized by unique ergonomics and user-friendliness due to scale displays and conical extension pieces. Adjustable in a fixed angle – also below 90°. Including heel strap.	117,-
			
D88608	<input type="checkbox"/>	Extra Abduction (+ 50 mm), not for SW 430 mm and for SW 600 mm only with footboard	376,-
D88603	<input type="checkbox"/>	Foot board, lockable and upwards swingable	347,-
D88605	<input type="checkbox"/>	Footbox, upholstered with Skai cover (approved for car transport)	654,-

Manually angle adjustable leg supports

D21111	<input type="checkbox"/>	Manually angle adjustable leg supports with -automatic length adjustment -angle adjustable foot plates -calf supports and knee upholstery -reinforced extension pieces	117,-
			
D88211	<input type="checkbox"/>	Leg support upper parts with lever instead of star wheel for angle adjustment	80,-
		Bodypoint ankle huggers with upholstery <input type="checkbox"/> D44863 S (L: 170-200 mm)	213,-

	<input type="checkbox"/>	D44864	M (L: 190-230 mm)	213,-
	<input type="checkbox"/>	D44865	L (L: 220-290 mm)	223,-
	<input type="checkbox"/>	D44904	XL (L: 280-330 mm)	244,-
D80087	<input type="checkbox"/>	Depth adjustable hinge for footplates (50 mm in all) – mounted		444,-
D21008	<input type="checkbox"/>	Gas spring		878,-
D21081	<input type="checkbox"/>	Extra Abduction (+ 50 mm), not for SW 430 mm and for SW 600 mm only with footboard - adjustment of the calf supports will be limited		380,-
D21044	<input type="checkbox"/>	Foot board, adjustable		287,-
D21041	<input type="checkbox"/>	Foot box upholstered (not approved for car transport, if this is needed please use the Netti Grandis solution which is approved)		459,-
D24000	<input type="checkbox"/>	Calf support, swingable, pair		165,-
D21745	<input type="checkbox"/>	Calf support bracket upholstery - pair - skai cover		49,-
D41617	<input type="checkbox"/>	Calf support upholstery extra soft - pair - EC or 3D cover depending on the fabric for the whole chair		190,-
D28453	<input type="checkbox"/>	Foot plate upholstery - pair - skai cover		269,-
D86900	<input type="checkbox"/>	Bodypoint calf strap M		162,-
D86901	<input type="checkbox"/>	Bodypoint calf strap L		162,-

Universal leg supports

D24006	<input type="checkbox"/>	Universal leg supports with knee angle adjustment, adjustable below 90° for contract leg situations with seat unit tilted when chair is pushed. Without calf supports.		117,-
				
		Bodypoint ankle huggers with upholstery incl. mounting kit		
	<input type="checkbox"/>	D44863	S (L: 170-200 mm)	213,-
	<input type="checkbox"/>	D44864	M (L: 190-230 mm)	213,-
	<input type="checkbox"/>	D44865	L (L: 220-290 mm)	223,-
	<input type="checkbox"/>	D44904	XL (L: 280-330 mm)	244,-
				
D80087	<input type="checkbox"/>	Depth adjustable hinge for footplates (50 mm in all) – mounted		444,-
D21081	<input type="checkbox"/>	Extra Abduction (+ 50 mm), not for SW 430 mm and for SW 600 mm only with footboard		380,-
D21044	<input type="checkbox"/>	Foot board, adjustable		287,-
D21041	<input type="checkbox"/>	Foot box upholstered (not approved for car transport, if this is needed please use the Netti Grandis solution which is approved)		459,-
D86900	<input type="checkbox"/>	Bodypoint calf strap M		162,-
D86901	<input type="checkbox"/>	Bodypoint calf strap L		162,-

Netti Dynamic angle adjustable leg rests



Netti Dynamic angle adjustable leg rests DUAL with calf supports and footboard, 100N.

Price on request

- D82296 Adjustment piece 300 mm (lower leg length 450-550 mm)
D82298 Adjustment piece 214 mm (lower leg length 350-450 mm)



NORWAY: Alu Rehab AS | Bedriftsvegen 23 | N-4353 Klepp stasjon | post@My-Netti.com | Phone +45 45 95 95 95
DENMARK: Alu Rehab ApS | Kløftehøj 8 | DK-8680 Ry | info@My-Netti.com | Phone +45 45 95 95 95

		<u>Adjustable for different thigh lengths:</u>	
D82318	<input type="checkbox"/>	Adjustment piece 300 mm (lower leg length 450-550 mm)	
D82319	<input type="checkbox"/>	Adjustment piece 214 mm (lower leg length 350-450 mm)	
D45245	<input type="checkbox"/>	Reinforced automatic footboard lock - Not possible to combine with D82318/9 (extension bracket). With this lock the footboard is not angle adjustable, but this can be offered as special adaptation.	Price on request
D88211	<input type="checkbox"/>	Leg support upper parts with lever instead of star wheel for angle adjustment	80,-
		Bodypoint ankle huggers with upholstery	
	<input type="checkbox"/>	D44863 S (L: 170-200 mm)	213,-
	<input type="checkbox"/>	D44864 M (L: 190-230 mm)	213,-
	<input type="checkbox"/>	D44865 L (L: 220-290 mm)	223,-
	<input type="checkbox"/>	D44904 XL (L: 280-330 mm)	244,-
D21081	<input type="checkbox"/>	Extra abduction for leg rests (+50 mm) not for SW 430 mm - adjustment of the calf supports will be limited	380,-
D21745	<input type="checkbox"/>	Calf support bracket upholstery - pair - skai cover	49,-
D41617	<input type="checkbox"/>	Calf support upholstery extra soft - pair - EC or 3D cover depending on the fabric for the whole chair (SW 550+600 mm only 3D)	190,-
D86900	<input type="checkbox"/>	Bodypoint calf strap M	162,-
D86901	<input type="checkbox"/>	Bodypoint calf strap L	162,-



ARM SUPPORTS AND ACCESSORIES FOR ARM SUPPORTS

Standard	<input checked="" type="checkbox"/>	Arm supports height and depth adjustable (395 mm)	0,-
Standard	<input checked="" type="checkbox"/>	For SW 350-500 mm: Arm pads 385 x 58 mm	0,-
Standard	<input checked="" type="checkbox"/>	For SW 550-600 mm: Arm pads 420 x 80 mm	0,-
D89710	<input type="checkbox"/>	Completely upholstered armrest with app. 20 mm thick Skai upholstery. Arm pad 450 x 100 mm and skirt guard app. 570 x 215 mm (H: 395 mm) – can only be combined with reinforced tray D21050 in SW 350-500 mm, from SW 550 mm up only with a special adapted tray.	546,-
D89711	<input type="checkbox"/>	Completely upholstered armrest with app. 20 mm thick Skai upholstery. Arm pad 450 x 100 mm and skirt guard app. 570 x 215 mm (H: 445 mm) – can only be combined with reinforced tray D21050 in SW 350-500 mm, from SW 550 mm up only with a special adapted tray.	594,-
D89712	<input type="checkbox"/>	Completely upholstered armrest with app. 20 mm thick Skai upholstery. Arm pad 450 x 100 mm and skirt guard app. 570 x 215 mm (H: 500 mm) – can only be combined with reinforced tray D21050 in SW 350-500 mm, from SW 550 mm up only with a special adapted tray.	642,-
D29398	<input type="checkbox"/>	Reinforced arm support brackets (not to be combined with SW extension/ for SW 350+380 mm only as special adaptation)	254,-
D80735	<input type="checkbox"/>	Reinforced arm supports (skirt guard in aluminium und arm pads 420 x 80 mm)	687,-
D21015	<input type="checkbox"/>	Arm supports extended with 100 mm (495 mm)	378,-
D21077	<input type="checkbox"/>	Arm pads 420 x 80 mm for SW 350-500 mm	112,-
D21078	<input type="checkbox"/>	Arm pads 445 x 70 mm	112,-
D21079	<input type="checkbox"/>	Arm pads 525 x 80 mm	112,-

NORWAY: Alu Rehab AS | Bedriftsvegen 23 | N-4353 Klepp stasjon | post@My-Netti.com | Phone +47 51 78 62 20
DENMARK: Alu Rehab ApS | Kløfttehøj 8 | DK-8680 Ry | info@My-Netti.com | Phone +45 87887300

D21927	<input type="checkbox"/>	Arm pads curved at the back 525 x 80 mm	148,-
D41649	<input type="checkbox"/>	Standard arm pad upholstery extra soft, EC or 3D cover depending on the fabric for the whole chair (not to be combined with a tray)	99,-
D41650	<input type="checkbox"/>	Arm pad upholstery extra soft for D21077, EC or 3D cover depending on the fabric for the whole chair (not to be combined with a tray)	123,-
D23003	<input type="checkbox"/>	Hemiplegic cushion	196,-
D22185	<input type="checkbox"/>	Arm support hemiplegic left (not to be combined with a tray)	296,-
D22186	<input type="checkbox"/>	Arm support hemiplegic left (not to be combined with a tray)	296,-



NEW:

Push rim controlled drive unit and easy propulsion with joystick or attendant control – order directly by Netti together with the requested comfort wheelchair. Please use separate order form

MAIN WHEEL

Standard	<input checked="" type="checkbox"/>	24 x 1 3/8" flexel* seat height:	<input type="checkbox"/> 460 mm	<input type="checkbox"/> 490 mm	0,-
		Possible front wheels:	7"	7, 8"	
D20831	<input type="checkbox"/>	Main wheel w/one hand drive (24x1 3/8 Drum brake) - left – for SW 550+600 mm only as special adaptation			1647,-
		Seat height:	<input type="checkbox"/> 460 mm	<input type="checkbox"/> 490 mm	
		Possible front wheels	7"	7, 8"	
D20832	<input type="checkbox"/>	Main wheel w/one hand drive (24x1 3/8 Drum brake) – right – for SW 550+600 mm only as special adaptation			1647,-
		Seat height:	<input type="checkbox"/> 460 mm	<input type="checkbox"/> 490 mm	
		Possible front wheels:	7"	7, 8"	
D22011	<input type="checkbox"/>	Main wheels with suspension – Loopwheels Classic -24" pneumatic. Up to 70% less vibration. Cannot be combined with drum brakes. Max. capacity 120 kg (incl. chair und user)			1950,-
		Seat height:	<input type="checkbox"/> 460 mm	<input type="checkbox"/> 490 mm	
		Possible front wheels:	7"	7 & 8"	
D20834	<input type="checkbox"/>	One hand drive for 24" wheels PU – left. Cannot be combined with drum brakes. For SW 600 mm only as special adaptation.			1105,-
		Seat height:	<input type="checkbox"/> 460 mm	<input type="checkbox"/> 490 mm	
		Possible front wheels:	7"	7 & 8"	
D20836	<input type="checkbox"/>	One hand drive for 24" wheels PU – right. Cannot be combined with drum brakes. For SW 600 mm only as special adaptation.			1105,-
		Seat height:	<input type="checkbox"/> 460 mm	<input type="checkbox"/> 490 mm	
		Possible front wheels:	7"	7 & 8"	
D20837	<input type="checkbox"/>	One hand drive for 22" wheels PU – left. Cannot be combined with drum brakes. For SW 600 mm only as special adaptation.			1105,-
		Seat height:	<input type="checkbox"/> 460 mm	<input type="checkbox"/> 490 mm	

		Possible front wheels:	7"	7 & 8"		
D20838	<input type="checkbox"/>	One hand drive for 22" wheels PU – right. Cannot be combined with drum brakes. For SW 600 mm only as special adaptation. Seat height: Possible front wheels:	<input type="checkbox"/> 460 mm 7"	<input type="checkbox"/> 490 mm 7 & 8"	1105,-	
D22006	<input type="checkbox"/>	Main wheels size: 1 3/8, flexel* for SW 350-500 mm			59,-	
D22008	<input type="checkbox"/>	Main wheels pneumatic – only 24 x 1 3/8 available			59,-	
D81006	<input type="checkbox"/>	Main wheels 24 x 1 3/8 Heavy duty wheels			413,-	
D22007	<input type="checkbox"/>	22 x 1" flexel*- seat height: Possible front wheels	<input type="checkbox"/> 465 mm 7"	<input type="checkbox"/> 475 mm 8"	132,-	
D21035	<input type="checkbox"/>	DB wheels 12½" flexel** Possible front wheels	<input type="checkbox"/> 480 mm 7"	<input type="checkbox"/> 500 mm 8"	345,-	
D22035	<input type="checkbox"/>	DB wheels 16" PU** Possible front wheels	<input type="checkbox"/> 485 mm 7"	<input type="checkbox"/> 495 mm 8"	345,-	
D22010	<input type="checkbox"/>	26 x 1 3/8" flexel* seat height: Possible front wheels (Max. capacity 145 kg)	<input type="checkbox"/> 490 mm 7"	<input type="checkbox"/> 505 mm 8"	<input type="checkbox"/> 530 mm 8"	137,-
D22009	<input type="checkbox"/>	Hand and spoke protector, transparent, pair (not for Loopwheels and one hand drive standard)			138,-	
D22013	<input type="checkbox"/>	Push rim cover, pair (cannot be combined with D81006)			112,-	

* Flexel/PU wheel - puncture proof - with PU infill

** Without frame brakes - Please contact us for an offer of a frame brake option.

FRONT WHEELS


Standard	<input checked="" type="checkbox"/>	Front wheels: 7" – 175 x 45 flexel*	0,-
D21012	<input type="checkbox"/>	Front wheels: 7" – 175 x 45 pneumatic	79,-
D21026	<input type="checkbox"/>	Front wheels: 8" – 200 x 50 flexel*	79,-
D20664	<input type="checkbox"/>	Front wheel distance busher to simplify foot propelling (ideal in combination with D24005)	158,-

* Flexel/PU wheel - puncture proof - with PU infill

HEAD SUPPORTS & ACCESSORIES FOR HEAD SUPPORTS



		A	B	C	D	E	F
D82025	<input type="checkbox"/>	Head support adapter aluminium (not to be combined with stabilizer for head rest)					224,-
D20575	<input type="checkbox"/>	Head support A, with side support					210,-
D82566	<input type="checkbox"/>	Head support A with side support and head band					323,-
D82568	<input type="checkbox"/>	Extra comfort pads for the head band of D82566, pair					30,-
D20574	<input type="checkbox"/>	Head support B, small, oval					210,-
D20573	<input type="checkbox"/>	Head support C, large, square					210,-

			Price on request
	D82746	<input type="checkbox"/> Netti Dynamic head support C incl. head support adapter in aluminium – If combined with other options, please send us a request, as some solutions are only possible as special adaptations. For more information, feel free to contact us.	
	D20576	<input type="checkbox"/> Head support D, comfort (pressure distributive)	268,-
	D27575	<input type="checkbox"/> Head support E with adjustable side supports	330,-
	D27576	<input type="checkbox"/> Head support F with cheek support	330,-
	D27579	<input type="checkbox"/> Headrest E with shorter side support right	420,-
	D27580	<input type="checkbox"/> Headrest E with shorter side support left	420,-
	D21027	<input type="checkbox"/> Headrest adjustment tube (horizontal) + 100 mm, length 250 mm	79,-
	D21028	<input type="checkbox"/> Headrest adjustment tube (horizontal) + 230 mm, length 380 mm	89,-
	D21054	<input type="checkbox"/> Headrest adjustment tube (vertical) + 100 mm, length 500 mm	79,-
	D23004	<input type="checkbox"/> Comfort cushion for head rest type C – removable with Mars cover	162,-
	D23012	<input type="checkbox"/> Easy Care cover for head rest type A, B, C – removable	79,-
	D23013	<input type="checkbox"/> 3D cover for head rest type A, B, C – removable	79,-
	D23015	<input type="checkbox"/> Grey head rest cushion with Mars cover	214,-
	D23017	<input type="checkbox"/> Stabilizer for head rest SW 350-500 (recommended for car transportation)	258,-
	D23023	<input type="checkbox"/> Stabilizer for head rest SW 550-600 (recommended for car transportation)	308,-



	D45372	<input type="checkbox"/> [A] Savant head support incl. headband, small – height 130 mm User forehead 460-560 mm User ½ circumference behind ears 150-180 mm Inside distance along top support 300 mm, along middle support 180 mm (not approved for car transport – if this is needed please order an additional Netti headrest)	Price on request
	D45374	<input type="checkbox"/> [A] Savant head support incl. headband, adult – height 150 mm User forehead 560-610 mm User ½ circumference behind ears 200-300 mm Inside distance along top support 360 mm, along middle support 200 mm (not approved for car transport – if this is needed please order an additional Netti headrest)	Price on request
	D45373	<input type="checkbox"/> [B] Side pads for Savant head support. For extra lateral support. For the upper arms of the head support. Cannot be combined with the headband	Price on request
	D45375	<input type="checkbox"/> Headrest adjustment tube (horizontal) + 100 mm, length 250 mm	Price on request
	D45368	<input type="checkbox"/> [C] Axion head support rotary interface, permits a lateral rotation of 60°. Only for Savant headrests. (not approved for car transport – if this is needed please order an additional Netti headrest)	Price on request

D45376	<input type="checkbox"/>	Axion head support rotary interface, permits a lateral rotation of 90°. Only for Savant headrests. (not approved for car transport – if this is needed please order an additional Netti headrest)	Price on request
D89558	<input type="checkbox"/>	[C] Axion head support rotary interface, permits a lateral rotation of 60°. Only for Netti headrests. (not approved for car transport – if this is needed please order an additional Netti headrest)	Price on request
D89559	<input type="checkbox"/>	Axion head support rotary interface, permits a lateral rotation of 90°. Only for Netti headrests. (not approved for car transport – if this is needed please order an additional Netti headrest)	Price on request

TRAYS

D21059	<input type="checkbox"/>	Universal tray for SW 350 - 500 mm (for SW 500 and arm pads D21077, D21079 or D21927, please choose tray D21063)	195,-
D21063	<input type="checkbox"/>	Universal tray for SW 550 + 600 mm (necessary for SW 500 with arm pads D21077, D21079 or D21927)	238,-
D21050	<input type="checkbox"/>	Tray reinforced for SW 350-500 mm (not possible for SW 500 if combined with arm pads D21077, D21079 or D21927)	356,-
D24001	<input type="checkbox"/>	Tray swingable for SW 350-500 mm (not possible for SW 500 if combined with arm pads D21077, D21079 or D21927)	242,-
D24002	<input type="checkbox"/>	Tray lockable for SW 350-500 mm (not possible for SW 500 if combined with arm pads D21077, D21079 or D21927)	242,-
D21052	<input type="checkbox"/>	Upholstery for tray	113,-
D23006	<input type="checkbox"/>	Half tray, upholstered, left	383,-
D23005	<input type="checkbox"/>	Half tray, upholstered, right	383,-

VARIOUS ACCESSORIES






D21087	<input type="checkbox"/>	Clinic-kit (tools) for angle adjustable foot supports	106,-
D21239	<input type="checkbox"/>	Tool kit	89,-
D42269	<input type="checkbox"/>	Wheelchair bag	140,-
D41987	<input type="checkbox"/>	Intravenous rack	298,-

BELT OPTIONS FROM BODYPOINT AND NETTI

Belts and accessories for seat unit

					
[A]	[B]	[C]	[D]	[E]	[F]
D86282	<input type="checkbox"/>	Belt bracket kit – seat [A]			98,-
D20845	<input type="checkbox"/>	Hip belt, with upholstery and car belt lock [B]			107,-
D86902	<input type="checkbox"/>	Bodypoint 2-point pelvic stabiliser Evoflex incl. mounting kit [A+C]			252,-
D86891	<input type="checkbox"/>	XS (overall pad length: 380 mm)			
D86892	<input type="checkbox"/>	M (overall pad length: 460 mm)			
D86892	<input type="checkbox"/>	L (overall pad length: 620 mm)			
D45273	<input type="checkbox"/>	Bodypoint 2-point hip belt incl. mouting kit [A+F]			225,-
D45274	<input type="checkbox"/>	XS (overall pad length: 360 mm)			
D45274	<input type="checkbox"/>	M (overall pad length: 400 mm)			
D45275	<input type="checkbox"/>	L (overall pad length: 460 mm)			
D45040	<input type="checkbox"/>	Security cover for type [C], [D] and [F] in XS/M/L			58,-
D45276	<input type="checkbox"/>	Bodypoint 2-point pelvic stabiliser for SW 550-650 mm incl. mounting kit (overall pad length: 820 mm) [A+F]			323,-
D86889	<input type="checkbox"/>	Bodypoint 4-point pelvic stabiliser incl. mounting kit [2xA+D]			380,-
D86893	<input type="checkbox"/>	XS (overall pad length 360 mm)			
D86893	<input type="checkbox"/>	M (overall pad length: 460 mm)			
D86894	<input type="checkbox"/>	L (overall pad length: 620 mm)			
D60001	<input type="checkbox"/>	Abduction belt [E]			497,-
D45084	<input type="checkbox"/>	Bodypoint supportive universal elastic strap			170,-
D45084	<input type="checkbox"/>	S (Height 80 mm - 1420 mm long, easily cut-to-length)			
D45085	<input type="checkbox"/>	L (Height 110 mm - 1420 mm long, easily cut-to-length)			
D45086	<input type="checkbox"/>	XL (Height 150 mm - 1420 mm long, easily cut-to-length)			

Belts and accessories for back unit

					
[A]	[B]	[C]	[D]	[E]	
D86890	<input type="checkbox"/>	H-harness adaptor kit (recommended for all upper body harnesses) [A]			250,-
D20881	<input type="checkbox"/>	H-belt, with upholstery and car belt lock [B]			227,-
D41645	<input type="checkbox"/>	Belt cross harness [C]			175,-
D89805	<input type="checkbox"/>	Bodypoint Stayflex chest support without zipper [D]			246,-
D89805	<input type="checkbox"/>	XS (Shoulder width 240-280 mm)			
D89898	<input type="checkbox"/>	S (Shoulder width 280-330 mm)			

NORWAY: Alu Rehab AS | Bedriftsvegen 23 | N-4353 Klepp stasjon | post@My-Netti.com | Phone +47 51 78 62 20
DENMARK: Alu Rehab ApS | Kløftehøj 8 | DK-8680 Ry | info@My-Netti.com | Phone +45 87887300

D86895	<input type="checkbox"/>	M (Shoulder width 330-410 mm)	
D86896	<input type="checkbox"/>	L (Shoulder width 410-480 mm)	
Bodypoint Pivofit shoulder harness [E]			246,-
D89802	<input type="checkbox"/>	XS (Shoulder width 240-280 mm)	
D89803	<input type="checkbox"/>	S (Shoulder width 280-330 mm)	
D86898	<input type="checkbox"/>	M (Shoulder width 330-410 mm)	
D86899	<input type="checkbox"/>	L (Shoulder width 410-480 mm)	

NETTI CUSTOMIZED

Netti has many years of experience in developing customized solutions. Feel free to contact us for a quote concerning your individual solution.

CUSTOM MADE – most wanted special adapted items (price on request)



A

B

C

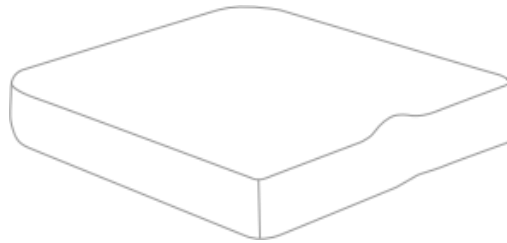
<input type="checkbox"/>	Extra long calf supports (please state length) (B)
<input type="checkbox"/>	Calf support upholstery in special length or material
<input type="checkbox"/>	Back cushion with special side support (see drawing page 9) (C)
<input type="checkbox"/>	Special back height, e.g. 400 or 700 mm
	Complete upholstered armrest [A] – now standard article – please see page 6
<input type="checkbox"/>	Pushhandles with special length or angle
<input type="checkbox"/>	Footboard that swings horizontally forwards

Please describe your current case and how a possible solution could look. If you have any picture or video material, we would also like to see this. To offer the best solution, please describe the user in the best possible way, e.g. such as any given diagnosis, user weight and/or the exact pattern movement of the user.

User weight:

Please write the exact measurements and draw the wished solution for the requested accessories e.g. by using the drawings underneath.

NORWAY: Alu Rehab AS | Bedriftsvegen 23 | N-4353 Klepp stasjon | post@My-Netti.com | Phone +47 51 78 62 20
DENMARK: Alu Rehab ApS | Kløftehøj 8 | DK-8680 Ry | info@My-Netti.com | Phone +45 87887300

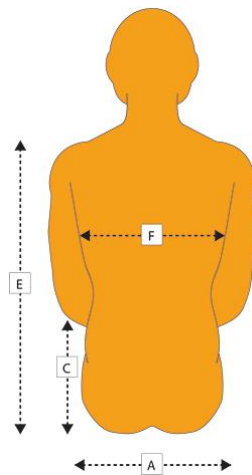
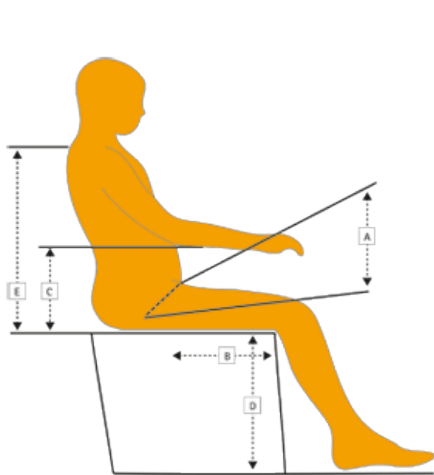


Please inform us if there are any special circumstances in the living area that has an influence for the chair:
e.g. the total possible width _____ mm and length _____ mm of the chair.

TECHNICAL DATA

Tilt (seat)	-9° to +16° with double gas spring
Recline (back)	86° to 133°
Total width of the wheelchair	Seat width + 220 mm (std. wheels/DB-wheels) / +190 mm (12+16" DB-wheels) / Loopwheels will extend the total width with extra 24-30 mm
Total length	1020 mm with leg rests
Total height	1050 mm
Distance arm support to seatplate	Min: 170 mm/ max. 310 mm
Weight of wheelchair	App. 36 kg (without cushion)
Frame colour	Silver
Cover variants	Stretchable & flexible cover 3D Easy Care antibacterial cover, washable
Crash test	ISO 7176-19 (160 kg)

Leg rests	Min. calf length	Max. calf length
Manual adjustable leg rests	320 mm	680 mm
Universal leg rests	360 mm	500 mm
Netti Grandis leg rests	360 mm	640 mm
Netti Grandis fixed leg rests	380 mm	550 mm



Measurements

- A Hip width/Seat width _____ mm
- B Thigh length / seat depth _____ mm
- C Arm rest height _____ mm
- D Leg length / seat height _____ mm
- E Backrest height _____ mm
- F Trunk width _____ mm

NORWAY: Alu Rehab AS | Bedriftsvegen 23 | N-4353 Klepp stasjon | post@My-Netti.com | Phone +47 51 78 62 20
DENMARK: Alu Rehab ApS | Kløftehøj 8 | DK-8680 Ry | info@My-Netti.com | Phone +45 87887300