

Date _____
 Customer code C- _____
 Customer _____
 Contact person _____
 Reference _____
 Quote
 Invoice address = delivery address
 The chair will be used as seat for car transport

Delivery Address _____

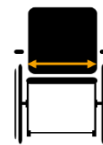
 Invoice Address _____

Basic price: 9.985,- € excl.



Seat width

- D88025 250 mm
- D88030 300 mm
- D88035 350 mm



Seat depth

Standard seat depth = chosen seat width

- 250 mm
- 275 mm
- 300 mm
- 325 mm
- 350 mm (only by SW 300 & 350 mm)



Capacity

Max. 75 kg

Seat Height

440 mm by 16" wheels

470 mm by 22" wheels



Seat width 250, 300, 350 mm	Seat height 440 mm	Tilt -3° - +35°	Back angle 90°-125°	Seat depth 250-325 mm (350 mm)	Back height 400 mm	Max. load 75 kg	Crashtested
---------------------------------------	------------------------------	---------------------------	-------------------------------	---------------------------------------------	------------------------------	---------------------------	--------------------



Dynamic Back



Dynamic Seat



Dynamic leg supports

NORWAY: Alu Rehab AS | Bedriftsveien 23 | N-4353 Klepp stasjon | post@My-Netti.com | Phone +47 51 78 62 20
 DENMARK: Alu Rehab ApS | Kløftehøj 8 | DK-8680 Ry | info@My-Netti.com | Phone +45 87887300

HEAD SUPPORTS & ACCESSORIES



[A]

[B]

[C]

[D]

[E]

[F]

Item nr.	Description	Price in €
Standard	<input checked="" type="checkbox"/> [A] Head support A mini with side supports 150 mm horizontal bar 350 mm vertical bar	0,-
D20577	<input type="checkbox"/> [B] Head support B, small, oval 150 mm horizontal bar 350 mm vertical bar	0,-
D45365	<input type="checkbox"/> [C] Savant Pediatric head support incl. headband 250 mm horizontal bar for Netti wheelchairs 350 mm vertical bar User forehead 360-460 mm User ½ circumference behind ears 130-150 mm Inside distance along top support 230 mm, along middle support 130 mm, height 120 mm (not approved for car transport – if this is needed please order an additional Netti headrest)	On request
D45366	<input type="checkbox"/> [C] Savant Small head support incl. headband 250 mm horizontal bar for Netti wheelchairs 350 mm vertical bar User forehead 460-560 mm User ½ circumference behind ears 150-180 mm Inside distance along top support 300 mm, along middle support 180 mm, height 130 mm (not approved for car transport – if this is needed please order an additional Netti headrest)	On request
D45373	<input type="checkbox"/> [D] Side pads for Savant head support. For extra lateral support. For the upper arms of the head support.	On request
D23012	<input type="checkbox"/> Easy Care cover for head support type A + B – removable	79,-
D23015	<input type="checkbox"/> [E] Grey head support cushion, universal, with Mars cover	214,-
D45368	<input type="checkbox"/> [F] Axion head support rotary interface, permits a lateral rotation of 60°, for Savant head supports (not approved for car transport – if this is needed please order an additional Netti headrest)	On request
D45376	<input type="checkbox"/> Axion head support rotary interface, permits a lateral rotation of 90°, for Savant head supports (not approved for car transport – if this is needed please order an additional Netti headrest)	On request
D89558	<input type="checkbox"/> [F] Axion head support rotary interface, permits a lateral rotation of 60°, for Netti head supports (not approved for car transport – if this is needed please order an additional Netti headrest)	On request
D89559	<input type="checkbox"/> Axion head support rotary interface, permits a lateral rotation of 90°, for Netti head supports (not approved for car transport – if this is needed please order an additional Netti headrest)	On request


BACK UNIT



[A]



[B]



[C]



[D]

Standard	<input checked="" type="checkbox"/>	[A] Dynamic back that follows the user's movements Back angle 90°-125° The back recline can be locked in any, which can be appropriate during transport or positioning.	0,-
D88100N	<input type="checkbox"/>	Cylinder 100 N	0,-
D88200N	<input type="checkbox"/>	Cylinder 200 N	
D88300N	<input type="checkbox"/>	Cylinder 300 N	
D88400N	<input type="checkbox"/>	Cylinder 400 N (standard for SW 250 mm)	
D88500N	<input type="checkbox"/>	Cylinder 500 N (standard for SW 300 mm)	
D88600N	<input type="checkbox"/>	Cylinder 600 N (standard for SW 350 mm) Cylinder with higher resistance on request, please state N _____	
Standard	<input checked="" type="checkbox"/>	[B] Back cushion Netti S Super Stabil with good lateral support 150 mm side supports Ventilating 3D cover Black & red	0,-
Standard	<input checked="" type="checkbox"/>	[C] Adjustable velcro back	0,-
Standard	<input checked="" type="checkbox"/>	Back height 400 mm, can be adjusted up to 500 mm	0,-
Standard	<input checked="" type="checkbox"/>	[D] Lateral supports stabilizing the sides of the back cushion, height and sideways adjustable	0,-
	<input type="checkbox"/>	Ride Designs Decaf Back solution (See separate order form – for SW 250 + 300 mm as special adaptation) Article number: _____ / Accessories: _____	

Belts for back unit



[A]



[B]



[C]



[D]

Standard	<input checked="" type="checkbox"/>	[A] H-belt bracket for optimum mounting of belt, height adjustable. Package of different fix locks for mounting included	0,-
D41645	<input type="checkbox"/>	[B] Belt cross harness	175,-
	<input type="checkbox"/>	[C] Bodypoint Stayflex chest support (without zipper)	246,-

D89805	<input type="checkbox"/>	XS (Shoulder width 240-280 mm)	
D89898	<input type="checkbox"/>	S (Shoulder width 280-330 mm)	
D86895	<input type="checkbox"/>	M (Shoulder width 330-410 mm)	
		[D] Bodypoint Pivofit shoulder harness	246,-
D89801	<input type="checkbox"/>	XXS (Shoulder width 210-240 mm)	
D89802	<input type="checkbox"/>	XS (Shoulder width 240-280 mm)	
D89803	<input type="checkbox"/>	S (Shoulder width 280-330 mm)	
D86898	<input type="checkbox"/>	M (Shoulder width 330-410 mm)	

SEAT UNIT



[A]



[B]



[C]



[D]



[E]

Standard	<input checked="" type="checkbox"/>	[A] Dynamic seat unit that follows the user's movements	0,-
Standard	<input checked="" type="checkbox"/>	Manual adjustment of tilt [B] Readable tilt position -3 to 35°	0,-
Standard	<input checked="" type="checkbox"/>	[C] Netti S Sit seat cushion Pressure relief seat cushion with incontinence layer under the ventilating 3D cover	0,-
D21300	<input type="checkbox"/>	Extra 3D cover for Netti S Sit	138,-
Standard	<input checked="" type="checkbox"/>	[D] Seat plate that can be adjusted up to 100 mm in depth including brackets for mounting	0,-
		[E] Abduction block	193,-
D88822	<input type="checkbox"/>	Mini (W: 40-60 mm, L: 100 mm, H: 50 mm)	
D88823	<input type="checkbox"/>	Small (W: 80 mm, L: 140 mm, H: 80 mm)	

Belts for seat unit



[A]



[B]



[C]


		[A] Bodypoint Evoflex 2-point pelvic stabiliser incl. mounting kit	0,-
Standard	<input checked="" type="checkbox"/>	XS (Overall pad length: 380 mm)	
D86903	<input type="checkbox"/>	M (Overall pad length: 460 mm)	
D45040	<input type="checkbox"/>	[B] Security cover for 2-point pelvic stabilizer	58,-
D45084	<input type="checkbox"/>	Bodypoint supportive universal elastic strap S (Height 80 mm - 1420 mm long, easily cut-to-length)	170,-

ARM SUPPORTS AND ACCESSORIES FOR ARM SUPPORT




Standard	■	Arm support height and depth adjustable, can be adjusted up to 240 mm measured from seat plate.	0,-
Standard	■	2 positioning screws allow for limiting the arm support height	0,-
Standard	■	Arm pads 330 x 55 mm, depth adjustable	0,-
Standard	■	Removable soft 3D upholstery for the arm pads	0,-
Standard	■	Side guard with finger protection	0,-

LEG SUPPORTS AND ACCESSORIES



[A]



[B]



[C]



[D]



[E]



[F]



[G]

Standard	■	[A] Dynamic leg supports that follows the user's movements. Height and depth adjustable calf supports Lockable alu foot board Knee upholstery in breathable 3D Lower leg length seat width 250 mm: 240-310 mm Lower leg length seat width 300 and 350 mm: 290-350 mm	0,-
D23111	□	[B] Short leg length Lower leg length 240-310 mm by seat width 300/350 mm	194,-
D23112	□	[C] Universal leg supports with knee angle adjustment, heel strap and footboard, black	150,-
D23113	□	[D] Angle adjustable leg supports with automatic length adjustment, angle adjustable foot plates, calf supports and knee upholstery, Silver	150,-
D23114	□	[E] Foot box upholstered for manual adjustable leg supports D23113 or D23112	279,-
D23014	□	[F] Foot fixation, pair	132,-
D44863	□	[G] Bodypoint ankle huggers S (Length: 170-200 mm)	213,-

D44864	<input type="checkbox"/>	M	(Length: 190-230 mm)	213,-
D44865	<input type="checkbox"/>	L	(Length: 220-290 mm)	223,-

FRAME



[A]



[B]



[B]



[C]

Standard	<input checked="" type="checkbox"/>	[A] Push bow long 500 mm, height and angle adjustable	0,-
D89350	<input type="checkbox"/>	[A] Push bow short 380 mm, height and angle adjustable	59,-
Standard	<input checked="" type="checkbox"/>	[B] Center brake for 16", drum brakes and user brake	0,-
D88203	<input type="checkbox"/>	[C] Car fasteners	158,-
Standard	<input checked="" type="checkbox"/>	Antitippers with pedal, swingable	0,-

MAIN WHEEL



[A]



[B] + [C]



[D]



[E]

Standard	<input checked="" type="checkbox"/>	[A] 16" drum brake wheels	0,-
D88908	<input type="checkbox"/>	[B] 22" drum break wheels, 2° camber – without center brake	79,-
D88831	<input type="checkbox"/>	[C] Mud guards for 22" wheels, pair	568,-
D22009	<input type="checkbox"/>	[D] Hand and spoke protector for 22" wheels, transparent, pair	138,-
D22013	<input type="checkbox"/>	[E] Push rim cover for 22" wheels, pair	112,-

FRONT WHEELS

Standard	<input checked="" type="checkbox"/>	6" front wheels, 150 x 30 PU	0,-
----------	-------------------------------------	------------------------------	-----

TRAYS

You need to remove the soft upholstery to mount the table, please be aware of potential conflict with the dynamic function

D21050	<input type="checkbox"/>	Tray reinforced	356,-
D21052	<input type="checkbox"/>	Upholstery for tray	113,-

VARIOUS ACCESSORIES

D21239	<input type="checkbox"/>	Toolkit	89,-
D42269	<input type="checkbox"/>	Wheelchair bag	140,-

NETTI CUSTOMIZED

Netti has many years of experience in developing customized solutions. Feel free to contact us for a quote concerning your individual solution.

CUSTOM MADE – most wanted special adapted items (price on request)



[A]



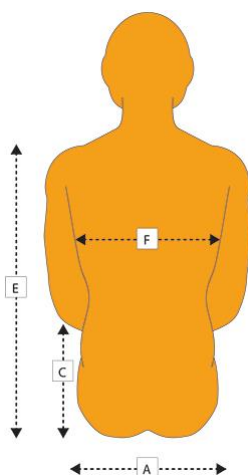
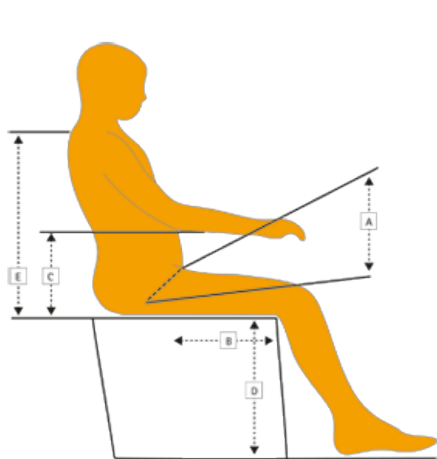
[B]

- [A] Netti Nature buggy wheel for trips on uneven surfaces, on the beach or in the forest.
Standard front wheels will also be supplied
- [B] Hood to protect from wind, rain or impressions

TECHNICAL DATA

Tilt (seat)	-3° to +35°
Recline (back)	90° to 125°
Seat height	440 mm with 16" wheels 470 mm with 22" wheels
Total width of the wheelchair	With 16" = SW +155 mm With 22" = SW +345 mm With 22" and mudguards = SW +360 mm
Total length	920-1060 mm with leg supports
Total height without head support	885 mm
Distance arm support to seat plate	Min. 120 mm / max 290 mm Can be lowered to seat plate level for easy transfer
Weight of wheelchair	28-31,2 kg (without cushion)
Frame colour	White
Covers	Stretchable, breathable & flexible cover 3D in black-red
Crash test	ISO 7176-19 (75 kg)

Leg supports	Min. lower leg length	Max. lower leg length
Angle adjustable leg supports	290 mm	390 mm
Universal leg supports	220 mm	320 mm
Netti Dynamic S leg supports Seat width 300 & 350 mm	290 mm	350 mm
Netti Dynamic S leg supports short Standard by seat width 250 mm	240 mm	310 mm



Measurements

A Hip width/Seat width	_____ mm
B Thigh length / seat depth	_____ mm
C Arm rest height	_____ mm
D Leg length / seat height	_____ mm
E Backrest height	_____ mm
F Trunk width	_____ mm