



Date _____ Customer code C- _____

Invoice address _____ Contact person _____

_____ Reference _____

_____ Other delivery address _____

☐ Invoice address = delivery address ☐ Quote

☐ The chair will be used as seat for car transport

Basic price: 3.495,- €

excl. VAT

Seat width

D2025 ☐ 250 mm
D2030 ☐ 300 mm
D2035 ☐ 350 mm

Seat depth

A ☐ 315 mm
B ☐ 345 mm
C ☐ 375 mm

Capacity

Max. 90 kg

Seat height

See page 7

D22152 ☐ Side upholstery (reduces SW with 2 x 20 mm) 129,- €

☒ = Standard equipment

FRAME

| Item nr. | Description | Price in € |
|--|--|------------|
| Standard <input checked="" type="checkbox"/> | Push handles 300 mm, height adjustable and swingable | 0,- |
| Standard <input checked="" type="checkbox"/> | Frame brake, brake lever 90 mm | 0,- |
| Standard <input checked="" type="checkbox"/> | Drum brakes with quick release | 0,- |
| D21808 <input type="checkbox"/> | Push handles 500 mm, height adjustable and swingable | 189,- |
| D83349 <input type="checkbox"/> | Push bow, height and angle adjustable | 437,- |
| D20824 <input type="checkbox"/> | Frame extension incl. brakes on lower frame tube | 269,- |
| D41074 <input type="checkbox"/> | Car fastener | 158,- |
| D21022 <input type="checkbox"/> | Easy Care cover for seat and back, washable (not possible for Netti Sit °C and Ride cushion) | 0,- |

SOLUTIONS FOR RESPIRATION MACHINES AND OTHER MEDICAL DEVICES

| | | | |
|--------|--------------------------|--|--------|
| D21186 | <input type="checkbox"/> | Universal device for different medical equipment (incl. frame extender D20824) – only SW 350 mm D: 348 mm / W: SW minus 36 mm / Max. capacity 10kg For information concerning car transport, please see the user manual of the device holder on our website. | 1697,- |
| D21187 | <input type="checkbox"/> | Cover plate for universal device – add. level (only with D21186) D: 193 mm / W: SW minus 37 mm / H (free area): 237 mm | 449,- |
| D42900 | <input type="checkbox"/> | Extra set of 4 mounting brackets, incl. screws | 234,- |

BACK UNIT (for belts please see page 5)

| | | | |
|----------|-------------------------------------|---|------------|
| Standard | <input checked="" type="checkbox"/> | Back cushion Netti Smart - side support 120 mm - 3D cover | 0,- |
| Standard | <input checked="" type="checkbox"/> | Back cushion cover black | 0,- |
| D30530 | <input type="checkbox"/> | Back cushion cover black - red | 0,- |
| Standard | <input checked="" type="checkbox"/> | Back height 400 mm (incl. adjustable velcro back) | 0,- |
| D21006 | <input type="checkbox"/> | Back height 500 mm for SW 350 mm (incl. back extender + longer cushion – only with black cover) | 294,- |
| SPECIAL | <input type="checkbox"/> | Back height 500 mm for SW 250-300 mm (incl. back extender + longer cushion) | On request |
| D24051 | | Side support correction mini for Netti SMART <input type="checkbox"/> 1 pc. <input type="checkbox"/> 2 pcs. | 319,- |
| D21023 | <input type="checkbox"/> | Back cushion Netti STABIL - with 170 mm side support - 3D cover | 497,- |
| | <input type="checkbox"/> | Ride Designs Back solution (See separate order form) Article number: _____ / Accessories: _____ | |
| D26830 | <input type="checkbox"/> | Side support stable left – for Netti STABIL | 219,- |
| D26843 | <input type="checkbox"/> | Side support stable right – for Netti STABIL | 219,- |
| D27541 | <input type="checkbox"/> | Upholstery for side support stable, pair | 134,- |

Looking for a wheelchair with flexible back, seat and leg support – please contact us for further information on Netti Dynamic S.



NEW:


Advanced seating and positioning management: Ride Designs – solutions (seat and back) for an even more stable posture, even more mobility/ functionality and an immense improved skin protection (decubitus prophylaxis). Please use separate order form.

SEAT UNIT (for belts please see page 5)

| | | | |
|----------|-------------------------------------|---|-------|
| Standard | <input checked="" type="checkbox"/> | Netti Sit Pressure relief seat cushion with incontinence layer under the 3D cover | 0,- |
| Standard | <input checked="" type="checkbox"/> | Solid seat plate | 0,- |
| D21048 | <input type="checkbox"/> | Incontinence cover for seat cushion | 212,- |
| D21017 | <input type="checkbox"/> | Netti SIT °C - Pressure relief seat cushion with temperature regulating features and 3D cover | 497,- |

| | | | |
|--------|--------------------------|---|-------|
| | <input type="checkbox"/> | Ride Designs Seat cushion (See separate order form) Article number: _____ / Accessories: _____ | |
| D24297 | <input type="checkbox"/> | Abduction block mini (W: 60 mm x L: 110 mm x H: 50 mm) | 193,- |
| D20830 | | Removable knee and thigh support <input type="checkbox"/> 1 pc. <input type="checkbox"/> 2 pcs. | 188,- |

LEG RESTS AND ACCESSORIES

| | | | |
|---|-------------------------------------|---|-------|
| Standard | <input checked="" type="checkbox"/> | Universal leg rests with knee angle adjustment and footboard | 0,- |
| D21011 | <input type="checkbox"/> | Manual adjustable leg rests with automatic length adjustment, angle adjustable foot plates, calf supports and knee upholstery | 383,- |
| D21081 | <input type="checkbox"/> | Extra abduction for leg rests +50 mm | 380,- |
| D2082M | <input type="checkbox"/> | Foot plate holder + 90 mm | 56,- |
| D21041 | <input type="checkbox"/> | Foot box upholstered | 469,- |
|  | | | |
| | | Bodypoint ankle huggers | |
| | <input type="checkbox"/> | D44863 S (L: 170-200 mm) | 213,- |
| | <input type="checkbox"/> | D44864 M (L: 190-230 mm) | 213,- |
| | <input type="checkbox"/> | D44865 L (L: 220-290 mm) | 223,- |
| | <input type="checkbox"/> | D44904 XL (L: 280-330 mm) | 244,- |

ARM SUPPORTS AND ACCESSORIES FOR ARM REST

| | | | |
|----------|-------------------------------------|---|-------|
| Standard | <input checked="" type="checkbox"/> | Arm support height and depth adjustable | 0,- |
| Standard | <input checked="" type="checkbox"/> | Arm pads 330 x 55 mm | 0,- |
| D21096 | <input type="checkbox"/> | Arm pads 385 x 58 mm | 112,- |
| D21077 | <input type="checkbox"/> | Arm pads 420 x 80 mm | 112,- |
| D21078 | <input type="checkbox"/> | Arm pads 445 x 70 mm | 112,- |
| D21079 | <input type="checkbox"/> | Arm pads 525 x 80 mm | 112,- |
| D21927 | <input type="checkbox"/> | Arm pads curved at the back 525 x 80 mm | 148,- |
| D41649 | <input type="checkbox"/> | Arm pad upholstery extra soft (with D21096) – 3D cover (not to be combined with a tray) | 99,- |
| D41650 | <input type="checkbox"/> | Arm pad upholstery extra soft (with D21077) – 3D cover (not to be combined with a tray) | 123,- |



NEW:

Push rim controlled drive unit and easy propulsion with joystick or attendant control – order directly by Netti together with the requested comfort wheelchair. Please use separate order form

MAIN WHEEL

| | | | |
|----------|-------------------------------------|---|-----|
| Standard | <input checked="" type="checkbox"/> | Drum brake wheels 22 x 1" PU with quick release | 0,- |
| Standard | <input checked="" type="checkbox"/> | 4° camber | 0,- |

| | | | |
|--------|--------------------------|--|-------|
| D22006 | <input type="checkbox"/> | Main wheel wide: 1 3/8, flexel/PU wheel - puncture proof - with PU infill | 59,- |
| D22008 | <input type="checkbox"/> | Main wheels pneumatic – only 24 x 1 3/8 available | 59,- |
| D22002 | <input type="checkbox"/> | Drum brake wheels 20 x 1" PU | 137,- |
| D22018 | <input type="checkbox"/> | Drum brake wheels 24 x 1" PU (only in combination with frame extension D20824) | 137,- |
| D22009 | <input type="checkbox"/> | Hand and spoke protector, transparent, pair | 138,- |
| D22013 | <input type="checkbox"/> | Push rim cover, pair | 112,- |

FRONT WHEELS

| | | | |
|----------|-------------------------------------|---|-------|
| Standard | <input checked="" type="checkbox"/> | Front wheels: 6" – 150 x 30 PU | 0,- |
| D22003 | <input type="checkbox"/> | Front wheels: 5" – 125 x 27 PU | 79,- |
| D22017 | <input type="checkbox"/> | Front wheels: 7" – 175 x 33 PU | 79,- |
| D21021 | <input type="checkbox"/> | Front wheels: 7" – 175 x 45 flexel/PU wheel - puncture proof - with PU infill (necessary for supportive engines) | 79,- |
| D21012 | <input type="checkbox"/> | Front wheels: 7" – 175 x 45 pneumatic | 79,- |
| D21026 | <input type="checkbox"/> | Front wheels: 8" – 200 x 50 flexel/PU wheel - puncture proof - with PU infill (only in combination with frame extension D20824) | 79,- |
| D20664 | <input type="checkbox"/> | Front wheel distance bushers to simplify foot propelling | 158,- |

HEAD SUPPORTS & ACCESSORIES

| | | | |
|--------|--------------------------|---|-------|
| D86133 | <input type="checkbox"/> | Head support A mini with side support, 350 mm vertical bar | 388,- |
| D23973 | <input type="checkbox"/> | Head support A mini, with side support, 200 mm vertical bar | 382,- |
| D20574 | <input type="checkbox"/> | Head support B, small, oval | 210,- |
| D21027 | <input type="checkbox"/> | Head support adjustment tube (horizontal) + 100 mm, length 250 mm | 79,- |
| D21028 | <input type="checkbox"/> | Head support adjustment tube (horizontal) + 230 mm, length 380 mm | 89,- |
| D21054 | <input type="checkbox"/> | Head support adjustment tube 500 mm | 79,- |
| D23012 | <input type="checkbox"/> | Easy Care cover for head support type A + B – removable | 79,- |
| D23015 | <input type="checkbox"/> | Grey head support cushion with Mars cover | 214,- |



| | | | |
|--------|--------------------------|---|------------------|
| D45369 | <input type="checkbox"/> | [A] Savant head support incl. headband, pediatric – height 120 mm User forehead 360-460 mm User ½ circumference behind ears 130-150 mm Inside distance along top support 230 mm, along middle support 130 mm (not approved for car transport – if this is needed please order an additional Netti headrest) | Price on request |
| D45372 | <input type="checkbox"/> | [A] Savant head support incl. headband, small – height 130 mm User forehead 460-560 mm User ½ circumference behind ears 150-180 mm | Price on request |

| | | | |
|--------|--------------------------|--|------------------|
| | | Inside distance along top support 300 mm, along middle support 180 mm (not approved for car transport – if this is needed please order an additional Netti headrest) | |
| D45373 | <input type="checkbox"/> | [B] Side pads for Savant head support. For extra lateral support. For the upper arms of the head support. Cannot be combined with the headband | Price on request |
| D45375 | <input type="checkbox"/> | Headrest adjustment tube (horizontal) + 100 mm, length 250 mm | Price on request |
| D45368 | <input type="checkbox"/> | [C] Axion head support rotary interface, permits a lateral rotation of 60°. Only for Savant headrests. (not approved for car transport – if this is needed please order an additional Netti headrest) | Price on request |
| D45376 | <input type="checkbox"/> | Axion head support rotary interface, permits a lateral rotation of 90°. Only for Savant headrests. (not approved for car transport – if this is needed please order an additional Netti headrest) | Price on request |
| D89558 | <input type="checkbox"/> | [C] Axion head support rotary interface, permits a lateral rotation of 60°. Only for Netti headrests. (not approved for car transport – if this is needed please order an additional Netti headrest) | Price on request |
| D89559 | <input type="checkbox"/> | Axion head support rotary interface, permits a lateral rotation of 90°. Only for Netti headrests. (not approved for car transport – if this is needed please order an additional Netti headrest) | Price on request |

TRAYS

| | | | |
|--------|--------------------------|-------------------------------------|-------|
| D21050 | <input type="checkbox"/> | Tray reinforced for SW 250 - 350 mm | 356,- |
| D21052 | <input type="checkbox"/> | Upholstery for tray | 113,- |

VARIOUS ACCESSORIES

| | | | |
|--------|--------------------------|------------------------------------|-------|
| D21087 | <input type="checkbox"/> | Clinic-Kit (tools and star wheels) | 106,- |
| D21239 | <input type="checkbox"/> | Toolkit | 89,- |
| D42269 | <input type="checkbox"/> | Wheelchair bag | 140,- |
| D41987 | <input type="checkbox"/> | Intravenous rack | 298,- |

BELT OPTIONS FROM BODYPOINT AND NETTI

Belts and accessories for seat unit



[A]



[B]



[C]








[D]

| | | | |
|--------|--------------------------|--|-------|
| D20845 | <input type="checkbox"/> | Hip belt, with upholstery and car belt lock [A] | 107,- |
| D45273 | <input type="checkbox"/> | Bodypoint 2-point hip belt incl. mounting kit [B] XS (overall pad length: 360 mm) | 225,- |

| | | | |
|--------|--------------------------|---|-------|
| D60001 | <input type="checkbox"/> | Abduction belt for SW 350 mm [C] | 497,- |
| D45084 | <input type="checkbox"/> | Bodypoint supportive universal elastic strap S (Height 80 mm - 1420 mm long, easily cut-to-length) [D] | 170,- |

Belts and accessories for back unit

| | | | | |
|---|---|---|--|---|
|  |  |  |  |  |
| [A] | [B] | [C] | [D] | [E] |
| D86890 | <input type="checkbox"/> | H-harness adaptor kit (recommended for all upper body harnesses) [A] | | 250,- |
| D20881 | <input type="checkbox"/> | H-belt, with upholstery and car belt lock [B] | | 227,- |
| D41645 | <input type="checkbox"/> | Belt cross harness [C] | | 175,- |
| | | Bodypoint Stayflex chest support without zipper [D] | | 246,- |
| D89805 | <input type="checkbox"/> | XS (Shoulder width 240-280 mm) | | |
| D89898 | <input type="checkbox"/> | S (Shoulder width 380-330 mm) | | |
| D86895 | <input type="checkbox"/> | M (Shoulder width 330-410 mm) | | |
| | | Bodypoint Pivofit shoulder harness [E] | | 246,- |
| D89801 | <input type="checkbox"/> | XXS (Shoulder width 210-240 mm) | | |
| D89802 | <input type="checkbox"/> | XS (Shoulder width 240-280 mm) | | |
| D89803 | <input type="checkbox"/> | S (Shoulder width 380-330 mm) | | |
| D86898 | <input type="checkbox"/> | M (Shoulder width 330-410 mm) | | |

NETTI CUSTOMIZED

Netti has many years of experience in developing customized solutions. Feel free to contact us for a quote concerning your individual solution.

CUSTOM MADE – most wanted special adapted items (price on request)



A



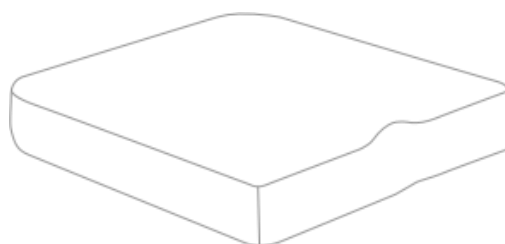
B

| | |
|--------------------------|---|
| <input type="checkbox"/> | Reinforced foot plates or foot board in aluminium |
| <input type="checkbox"/> | Extra long calf supports (please state length) (A) |
| <input type="checkbox"/> | Back cushion with special side support (see drawing page 9) (B) |
| <input type="checkbox"/> | Push handles with special length or angle |

Please describe your current case and how a possible solution could look. If you have any picture or video material, we would also like to see this. To offer the best solution, please describe the user in the best possible way, e.g. such as any given diagnosis, user weight and/or the exact pattern movement of the user.

User weight:

Please write the exact measurements and draw the wished solution for the requested accessories e.g. by using the drawings underneath.



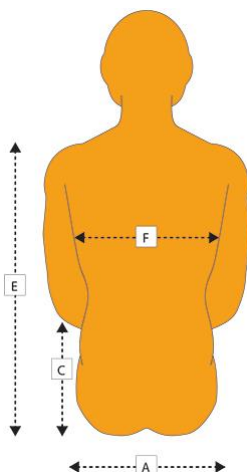
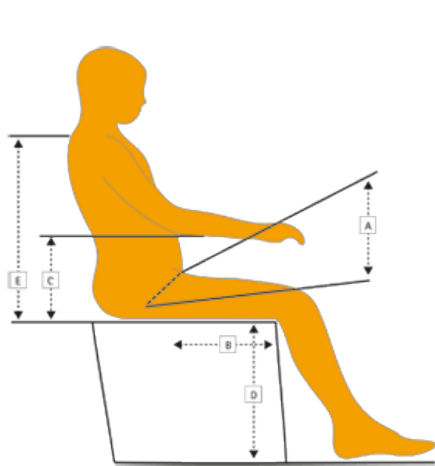
Please inform us if there are any special circumstances in the living area that has an influence for the chair: e.g. the total possible width _____ mm and length _____ mm of the chair.

TECHNICAL DATA

| | |
|-----------------------------------|---------------------------------|
| Tilt (seat) | -7° to +23° |
| Recline (back) | 87° to 120° |
| Total width of the wheelchair | Seat width + 210 mm |
| Total length | 800 mm with leg rests |
| Total height | 620 mm |
| Distance arm support to seatplate | Min. 200 mm / max. 260 mm |
| Weight of wheelchair | App. 25 kg (without cushion) |
| Frame colour | Silver |
| Cover variants | Stretchable & flexible cover 3D |
| Crash test | ISO 7176-19 (75 kg) |

Seat height – WITHOUT seat cushion (measured from floor to seat plate)

| Main wheel size | 20" | | 22" | | 24" | |
|---------------------------------|--------|----------|--------|----------|--------|----------|
| Upper position/front wheel size | | | 415 mm | 5 & 6" | 440 mm | 5,6 & 7" |
| Lower position/front wheel size | 420 mm | 5,6 & 7" | 445 mm | 6,7 & 8" | 470 mm | 7 & 8" |



Measurements

A Hip width/Seat width _____ mm
 B Thigh length / seat depth _____ mm
 C Arm rest height _____ mm
 D Leg length / seat height _____ mm
 E Backrest height _____ mm
 F Trunk width _____ mm

| Leg rests | Min. calf length | Max. calf length |
|-----------------------------|------------------|------------------|
| Manual adjustable leg rests | 290 mm | 390 mm |
| Universal leg rests | 220 mm | 320 mm |

Please do not use any person specific data in this order form. We kindly ask you to use an anonymous order number to be able to connect the order or quote to a specific person. Thank you in advance.

NORWAY: Alu Rehab AS | Bedriftsveien 23 | N-4353 Klepp stasjon | post@My-Netti.com | Phone +47 51 78 62 20
 DENMARK: Alu Rehab ApS | Kløftehøj 8 | DK-8680 Ry | info@My-Netti.com | Phone +45 87887300