



Date _____ Customer code C- _____

Invoice address _____ Contact person _____

_____ Reference _____

_____ Other delivery address _____

Invoice address = delivery address Quote

The chair will be used as seat for car transport

Basic price for SW 350-500 mm: 3.775,- € excl. VAT

Basic price for SW 550-600 mm: 4.975,- € excl. VAT

Seat width

D20035EL 350 mm
D20038EL 380 mm
D20040EL 400 mm
D20043EL 430 mm
D20045EL 450 mm
D20050EL 500 mm
D20055EL 550 mm
D20060EL 600 mm

Seat depth A 500 mm
B 475 mm
C 450 mm
D 425 mm
E 400 mm

For seat depth above 500 mm, see page 2

Capacity SW 350-500 mm max. 145 kg
SW 550-600 mm max. 160 kg

Seat height See page 10

D22149 Side upholstery (reduces SW with 2 x 25 mm) 129,- €

= Standard equipment

ELETRICAL PARTS AND FRAME

Item nr.	Description	Price in €
Standard	<input checked="" type="checkbox"/> Electrical kit with remote control	0,-
Standard	<input checked="" type="checkbox"/> Push handles 300 mm, height adjustable and swingable	0,-
Standard	<input checked="" type="checkbox"/> Anti tip w/ pedal	0,-
D21071	<input type="checkbox"/> Electrical foot supports	921,-
D21072	<input type="checkbox"/> Electrical tilt	704,-
D21073	<input type="checkbox"/> Electrical recline	739,-
D41123	<input type="checkbox"/> Holder for remote control –right (not possible to combine with a hemiplegic armrests or a tray)	214,-
D41124	<input type="checkbox"/> Holder for remote control – left (not possible to combine with a hemiplegic armrests or a tray)	214,-
D21808	<input type="checkbox"/> Push handles 500 mm, height adjustable and swingable	189,-
D81740	<input type="checkbox"/> Push bow – height and angle adjustable	338,-

NORWAY: Alu Rehab AS | Bedriftsvegen 23 | N-4353 Klepp stasjon | post@My-Netti.com | Phone +47 51 78 62 20
DENMARK: Alu Rehab ApS | Kløftehøj 8 | DK-8680 Ry | info@My-Netti.com | Phone +45 87887300

D20824	<input type="checkbox"/>	Frame extension incl. brakes on lower frame tube	269,-
D41074	<input type="checkbox"/>	Car fastener	158,-
D22222		Special seat depth incl. frame extension, comfort seat plate (for SW 550+600 solid seat plate) and longer cushion – add. charge for SW 350+380 mm as the cushion is special adaptation. If combined with other options, please send us a request as some solutions are only possible as special adaptations. <input type="checkbox"/> 525 mm <input type="checkbox"/> 550 mm <input type="checkbox"/> 575 mm	569,-
D21022	<input type="checkbox"/>	Easy Care cover for seat and back, washable (not available for Netti Sit °C, Kyphotic or Ride cushion)	0,-
D40501	<input type="checkbox"/>	SW extension: 12 mm per side for standard wheels (only SW 350-450)	599,-
D40502	<input type="checkbox"/>	SW extension: 12 mm per side for DB-wheels (only SW 350-450 mm)	599,-

SOLUTIONS FOR RESPIRATION MACHINES AND OTHER MEDICAL DEVICES

D21186EL	<input type="checkbox"/>	Universal device holder (incl. frame extender D20824) for SW 350-500 D: 348 mm / W: SW minus 36 mm / Max. capacity 10kg For information concerning car transport, please see the user manual of the device holder on our website.	1820,-
D21186	<input type="checkbox"/>	Universal device holder (incl. frame extender D20824) for SW 550-600 D: 348 mm / W: SW minus 36 mm / Max. capacity 10kg	1697,-
D21187	<input type="checkbox"/>	Cover plate for universal device – add. Level (only with D21186) D: 193 mm / W: SW minus 37 mm / H (free area): 237 mm	449,-
D42900	<input type="checkbox"/>	Extra set of 4 mounting brackets, incl. screws	234,-

BRAKES

Standard	<input checked="" type="checkbox"/>	User brake, brake lever 90 mm	0,-
D21010	<input type="checkbox"/>	Drum brakes with quick release	229,-
D21029	<input type="checkbox"/>	Brake lever extension + 60 mm, length: 150 mm	79,-
D21031	<input type="checkbox"/>	Brake lever extension + 160 mm, length: 250 mm	89,-
D27282	<input type="checkbox"/>	One-hand-brake, right (only in combination with drum brake)	338,-
D27283	<input type="checkbox"/>	One-hand-brake, left (only in combination with drum brake)	338,-

BACK UNIT (for belts please see page 8)

Standard	<input checked="" type="checkbox"/>	Back cushion Netti Smart - side support 120 mm - 3D cover	0,-
Standard	<input checked="" type="checkbox"/>	Back height 500 mm (incl. adjustable velcro back)	0,-
D21006	<input type="checkbox"/>	Back height 600 mm (incl. back extender + longer cushion)	294,-
D44992	<input type="checkbox"/>	Adjustable velcro with cut for side supports for SW 350-500 mm	236,-
D44993	<input type="checkbox"/>	Adjustable velcro with cut for side supports for SW 550-600 mm	273,-
D27376	<input type="checkbox"/>	Side support correction left – for Netti Smart	193,-
D27378	<input type="checkbox"/>	Side support correction right – for Netti Smart	193,-
D27542	<input type="checkbox"/>	Bracket upholstery for side support correction, pair	98,-

D21023	<input type="checkbox"/>	Back cushion Netti STABIL - with 170 mm side support - 3D cover	497,-
D21123	<input type="checkbox"/>	Back cushion Netti SUPER STABIL – with 170 mm reinforced side support - 3D cover	579,-
D26830	<input type="checkbox"/>	Side support stable left - for Netti STABIL, SUPER STABIL & Kyphotic	219,-
D26843	<input type="checkbox"/>	Side support stable right - for Netti STABIL, SUPER STABIL & Kyphotic	219,-
D20630	<input type="checkbox"/>	Back cushion Netti KYPHOTIC – 3D/Mars cover – only back height 500 mm and for SW 350-500 mm	667,-
	<input type="checkbox"/>	Ride Designs Back solution (See separate order form) Article number: _____ / Accessories: _____	
D27541	<input type="checkbox"/>	Upholstery for side support stable, pair	134,-
D27700	<input type="checkbox"/>	Firm back in aluminium, back height 500 mm	332,-
D27701	<input type="checkbox"/>	Firm back in aluminium, back height 600 mm, incl. D21006	696,-
D21042	<input type="checkbox"/>	Lumbar support	164,-
D21084	<input type="checkbox"/>	Back wedge	164,-



Netti Dynamic FREE back

Allows up to 40° trunk movements backwards. The standard back recline can be locked in any position as the dynamic movement is blocked simultaneously, which can be appropriate during transport or positioning. Incl. frame extension D20824 and Bodypoint Evoflex pelvic stabilizer 2-point belt (SW 350-500 mm):

Size XS M L

Bodypoint pelvic stabilizer 2-point belt (SW 550-600 mm)

For more information and choice of gas spring, feel free to contact us or have a look at our website. If combined with other options, please send us a request as some solution are only possible as special adaptations.

- | | | |
|---------------------------------------|---------------------------------------|---------------------------------------|
| <input type="checkbox"/> D82226 200N | <input type="checkbox"/> D82227 300N | <input type="checkbox"/> D82228 400N |
| <input type="checkbox"/> D82229 500N | <input type="checkbox"/> D82230 600N | <input type="checkbox"/> D82231 700N |
| <input type="checkbox"/> D82232 800N | <input type="checkbox"/> D82233 900N | <input type="checkbox"/> D82234 1000N |
| <input type="checkbox"/> D82235 1100N | <input type="checkbox"/> D82236 1200N | <input type="checkbox"/> D82237 1300N |

For Netti Dynamic System with dynamic seat unit, please see the Netti Dynamic III HD order form.

D87907	<input type="checkbox"/>	Recline limiter (possible to limit in different positions from 116° - 134°) for the Netti Dynamic Free back spring (to be mounted by the dealer)	30,-
		Libertas 15° back flexibility incl. long anti tips and frame extender (not intended for transportation in car)	Price on request
	<input type="checkbox"/>	D82414 80N	<input type="checkbox"/>
	<input type="checkbox"/>	D82415 120N	<input type="checkbox"/>
	<input type="checkbox"/>	D82416 160N	



NEW:

Advanced seating and positioning management: Ride Designs – solutions (seat and back) for an even more stable posture, even more mobility/ functionality and an immense improved skin protection (decubitus prophylaxis). Please use separate order form.

SEAT UNIT(for belts please see page 8)

Standard	<input checked="" type="checkbox"/>	For SW 350-500 mm: Seat cushion Netti Uno Seat with 3D cover	0,-
Standard	<input checked="" type="checkbox"/>	For SW 550-600 mm: Seat cushion Netti Sit with 3D cover	0,-
Standard	<input checked="" type="checkbox"/>	Sliding seat plate	0,-
D21074	<input type="checkbox"/>	Seating plate comfort for SW 350-500 (not to be combined with sliding seat plate) – for SW 550+600 only firm	117,-
D21048	<input type="checkbox"/>	Incontinence cover for seat cushion	212,-
D21007	<input type="checkbox"/>	Netti SIT - Pressure relief seat cushion with incontinence layer under the 3D cover	356,-
D21017	<input type="checkbox"/>	Pressure relief seat cushion Netti Sit °C with temperature regulating features and incontinence layer under the 3D cover	497,-
	<input type="checkbox"/>	Ride Designs Seat cushion (See separate order form) Article number: _____ / Accessories: _____	
D27490	<input type="checkbox"/>	Abduction block small (W: 80 mm x L: 140 mm x H: 80 mm)	235,-
D27491	<input type="checkbox"/>	Abduction block medium (W: 110 mm x L: 150 mm x H: 80 mm)	235,-
D27492	<input type="checkbox"/>	Abduction block large (W: 140 mm x L: 170 mm x H: 80 mm)	235,-
D20830		Removable knee and thigh support <input type="checkbox"/> 1 piece <input type="checkbox"/> 2 pieces	188,-



LEG SUPPORTS

For the Netti III EL you have 6 different types of leg supports with various accessories. Please contact us for consultation.



Accessories for electric angle adjustable leg supports (see page 1)

		Bodypoint ankle huggers with upholstery incl. mounting kit	
	<input type="checkbox"/>	D44863 S (L: 170-200 mm)	213,-
	<input type="checkbox"/>	D44864 M (L: 190-230 mm)	213,-
	<input type="checkbox"/>	D44865 L (L: 220-290 mm)	223,-
	<input type="checkbox"/>	D44904 XL (L: 280-330 mm)	244,-
D80087	<input type="checkbox"/>	Depth adjustable hinge for footplates (50 mm in all) – mounted	444,-
D21044	<input type="checkbox"/>	Foot board, adjustable	287,-
D21041	<input type="checkbox"/>	Foot box upholstered (not approved for car transportation, if this is needed, please choose the Nette Grandis solution)	459,-
D21745	<input type="checkbox"/>	Calf support bracket upholstery - pair - skai cover	49,-
D41617	<input type="checkbox"/>	Calf support upholstery extra soft - pair - EC or 3D cover depending on the fabric for the whole chair	190,-
D28453	<input type="checkbox"/>	Foot plate upholstery - pair - skai cover	269,-
D86900	<input type="checkbox"/>	Bodypoint calf strap M	162,-
D86901	<input type="checkbox"/>	Bodypoint calf strap L	162,-

Manually angle adjustable leg supports


Standard	<input checked="" type="checkbox"/>	Manually angle adjustable leg supports with	0,-
		-automatic length adjustment -angle adjustable foot plates -calf supports and knee upholstery -reinforced extension pieces	
D88211	<input type="checkbox"/>	Leg support upper parts with lever instead of star wheel for angle adjustment	80,-
		Bodypoint ankle huggers with upholstery	
	<input type="checkbox"/>	D44863 S (L: 170-200 mm)	213,-
	<input type="checkbox"/>	D44864 M (L: 190-230 mm)	213,-
	<input type="checkbox"/>	D44865 L (L: 220-290 mm)	223,-
	<input type="checkbox"/>	D44904 XL (L: 280-330 mm)	244,-
D80087	<input type="checkbox"/>	Depth adjustable hinge for footplates (50 mm in all) – mounted	444,-
D21008	<input type="checkbox"/>	Gas spring	878,-
D21081	<input type="checkbox"/>	Extra Abduction (+ 50 mm), not for SW 430 mm and for SW 600 mm only with footboard - adjustment of the calf supports will be limited	380,-
D21044	<input type="checkbox"/>	Foot board, adjustable	287,-
D21041	<input type="checkbox"/>	Foot box upholstered (not approved for car transportation, if this is needed, please choose the Nette Grandis solution)	459,-
D21745	<input type="checkbox"/>	Calf support bracket upholstery - pair - skai cover	49,-
D41617	<input type="checkbox"/>	Calf support upholstery extra soft - pair - EC or 3D cover depending on the fabric for the whole chair	190,-
D23014	<input type="checkbox"/>	Foot fixation, pair	132,-
D28453	<input type="checkbox"/>	Foot plate upholstery - pair - skai cover	269,-
D86900	<input type="checkbox"/>	Bodypoint calf strap M	162,-
D86901	<input type="checkbox"/>	Bodypoint calf strap L	162,-

Universal leg supports


D24006	<input type="checkbox"/>	Universal leg supports with knee angle adjustment, adjustable below 90° for contract leg situations with seat unit tilted when chair is pushed. Reinforced extension pieces. Without calf supports.	117,-
			
D21081	<input type="checkbox"/>	Extra Abduction (+ 50 mm), not for SW 430 mm and for SW 600 mm only with footboard	380,-
		Bodypoint ankle huggers with upholstery incl. mounting kit	
	<input type="checkbox"/>	D44863 S (L: 170-200 mm)	213,-
	<input type="checkbox"/>	D44864 M (L: 190-230 mm)	213,-
	<input type="checkbox"/>	D44865 L (L: 220-290 mm)	223,-
	<input type="checkbox"/>	D44904 XL (L: 280-330 mm)	244,-
D80087	<input type="checkbox"/>	Depth adjustable hinge for footplates (50 mm in all) – mounted	444,-

D21044	<input type="checkbox"/>	Foot board, adjustable	287,-
D21041	<input type="checkbox"/>	Foot box upholstered (not approved for car transport, if this is needed please use the Netti Grandis solution which is approved)	459,-
D86900	<input type="checkbox"/>	Bodypoint calf strap M	162,-
D86901	<input type="checkbox"/>	Bodypoint calf strap L	162,-

Netti Grandis angle adjustable leg supports


D88600	<input type="checkbox"/>	Netti Grandis angle adjustable positioning leg supports for complex individual configurations. Reduces pressure and shear forces. For users with e.g. contractions, leg asymmetry, elephantiasis.	987,-
		The foot support is characterized by unique ergonomics and user-friendliness due to lifting handles, scale displays and conical extension pieces. Angle adjustable incl. angle limiter and adjustable calf- and foot supports.	
D88602	<input type="checkbox"/>	Calf support upholstery extra soft - pair - EC or 3D cover depending on the fabric for the whole chair	190,-
D88608	<input type="checkbox"/>	Extra Abduction (+ 50 mm), not for SW 430 mm and for SW 600 mm only with footboard - adjustment of the calf supports will be limited	376,-
D88611	<input type="checkbox"/>	Amputation support left (amputation support on both sides only together with frame extension D20824)	453,-
D88610	<input type="checkbox"/>	Amputation support right (amputation support on both sides only together with frame extension D20824)	453,-
D88607	<input type="checkbox"/>	Knee upholstery for the upper lower leg (3D or EC cover depending on the fabric for the whole chair)	102,-
D21745	<input type="checkbox"/>	Calf support bracket upholstery - pair - skai cover	49,-
D88604	<input type="checkbox"/>	Angle limiter (for limitation of angle upwards) – mounted	58,-
D88014	<input type="checkbox"/>	Foot fixation, pair incl. mounting kit	212,-
D88603	<input type="checkbox"/>	Foot board, lockable and upwards swingable	347,-
D88605	<input type="checkbox"/>	Footbox, upholstered with Skai cover (approved for car transport)	654,-
D21293	<input type="checkbox"/>	Calf strap	79,-
D86900	<input type="checkbox"/>	Bodypoint calf strap M	162,-
D86901	<input type="checkbox"/>	Bodypoint calf strap L	162,-

Netti Grandis leg support with fixed angle

D88612	<input type="checkbox"/>	Netti Grandis leg supports with fixed angle for complex individual configurations. Reduces pressure and shear forces. For users with e.g. contractions, leg asymmetry.	987,-
		The foot support is characterized by unique ergonomics and user-friendliness due to scale displays and conical extension pieces. Adjustable in a fixed angle – also below 90°. Including heel strap.	
D88608	<input type="checkbox"/>	Extra Abduction (+ 50 mm), not for SW 430 mm and for SW 600 mm	376,-

		only with footboard - adjustment of the calf supports will be limited	
D88603	<input type="checkbox"/>	Foot board, lockable and upwards swingable	347,-
D88605	<input type="checkbox"/>	Footbox, upholstered with Skai cover (approved for car transport)	654,-

Netti Dynamic angle adjustable leg supports

		Netti Dynamic angle adjustable leg rests DUAL with calf supports and footboard, 100N.	Price on request
D82296	<input type="checkbox"/>	Standard adjustment piece 300 mm (lower leg length 450-550 mm)	
D82298	<input type="checkbox"/>	Adjustment piece 214 mm (lower leg length 350-450 mm)	
		<u>Adjustable for different thigh lengths:</u>	
D82318	<input type="checkbox"/>	Standard adjustment piece 300 mm (lower leg length 450-550 mm)	
D82319	<input type="checkbox"/>	Adjustment piece 214 mm (lower leg length 350-450 mm)	
D45245	<input type="checkbox"/>	Reinforced automatic footboard lock - Not possible to combine with D82318/9 (extension bracket). With this lock the footboard is not angle adjustable, but this can be offered as special adaptation.	Price on request
D88211	<input type="checkbox"/>	Leg support upper parts with lever instead of star wheel for angle adjustment (only for manually adjustable leg supports)	80,-
		Bodypoint ankle huggers with upholstery	
	<input type="checkbox"/>	D44863 S (L: 170-200 mm)	213,-
	<input type="checkbox"/>	D44864 M (L: 190-230 mm)	213,-
	<input type="checkbox"/>	D44865 L (L: 220-290 mm)	223,-
	<input type="checkbox"/>	D44904 XL (L: 280-330 mm)	244,-
D21081	<input type="checkbox"/>	Extra abduction for leg rests (+50 mm) not for SW 430 mm - adjustment of the calf supports will be limited	380,-
D21745	<input type="checkbox"/>	Calf support bracket upholstery - pair - skai cover	49,-
D41617	<input type="checkbox"/>	Calf support upholstery extra soft - pair - EC or 3D cover depending on the fabric for the whole chair (SW 550+600 mm only 3D)	190,-
D86900	<input type="checkbox"/>	Bodypoint calf strap M	162,-
D86901	<input type="checkbox"/>	Bodypoint calf strap L	162,-

ARM SUPPORTS & ACCESSORIES

Standard	<input checked="" type="checkbox"/>	Arm support height adjustable and swingable (395 mm)	0,-
Standard	<input checked="" type="checkbox"/>	For SW 350-500 mm: Arm pads 385 x 58 mm	0,-
Standard	<input checked="" type="checkbox"/>	For SW 550-600 mm: Arm pads 420 x 80 mm	0,-
D89710	<input type="checkbox"/>	Completely upholstered armrest with app. 20 mm thick Skai upholstery. Arm pad 450 x 100 mm and skirt guard app. 570 x 215 mm (H: 395 mm) – can only be combined with reinforced tray D21050 in SW 350-500 mm, from SW 550 mm up only with a special adapted tray.	546,-
D89711	<input type="checkbox"/>	Completely upholstered armrest with app. 20 mm thick Skai upholstery. Arm pad 450 x 100 mm and skirt guard app. 570 x 215 mm (H: 445 mm) – can only be combined with reinforced tray D21050 in SW 350-500 mm, from SW 550 mm up only with a special adapted tray.	594,-
D89712	<input type="checkbox"/>	Completely upholstered armrest with app. 20 mm thick Skai upholstery. Arm pad 450 x 100 mm and skirt guard app. 570 x 215 mm (H: 500 mm) – can only be combined with reinforced tray D21050 in SW 350-500 mm, from SW 550 mm up only with a special adapted tray.	642,-

NORWAY: Alu Rehab AS | Bedriftsvegen 23 | N-4353 Klepp stasjon | post@My-Netti.com | Phone +47 51 78 62 20
 DENMARK: Alu Rehab ApS | Kløftehøj 8 | DK-8680 Ry | info@My-Netti.com | Phone +45 87887300

D29398	<input type="checkbox"/>	Reinforced arm support brackets (not to be combined with SW extension/ for SW 350+380 mm only as special adaptation)	254,-
D80735	<input type="checkbox"/>	Reinforced arm rests (skirt guard in aluminium und arm pads 420 x 80 mm)	687,-
D21015	<input type="checkbox"/>	Arm support extended with 100 mm (495 mm)	378,-
D21077	<input type="checkbox"/>	Arm pads 420 x 80 mm for SW 350 - 500 mm	112,-
D21078	<input type="checkbox"/>	Arm pads 445 x 70 mm	112,-
D21079	<input type="checkbox"/>	Arm pads 525 x 80 mm	112,-
D21927	<input type="checkbox"/>	Arm pads curved at the back 524 x 79 mm	148,-
D41649	<input type="checkbox"/>	Standard arm pad upholstery extra soft, EC or 3D cover depending on the fabric for the whole chair (not to be combined with a tray)	99,-
D41650	<input type="checkbox"/>	Arm pad upholstery extra soft for D21077, EC or 3D cover depending on the fabric for the whole chair (not to be combined with a tray)	123,-
D23003	<input type="checkbox"/>	Hemiplegic cushion	196,-
D22185	<input type="checkbox"/>	Arm support hemiplegic left (not to be combined with a tray)	296,-
D22186	<input type="checkbox"/>	Arm support hemiplegic right (not to be combined with a tray)	296,-



NEW:

Push rim controlled drive unit and easy propulsion with joystick or attendant control – order directly by Netti together with the requested comfort wheelchair. Please use separate order form

MAIN WHEEL

Standard	<input checked="" type="checkbox"/>	For SW 350-500: 24 x 1" PU Possible front wheels	SH1 <input type="checkbox"/> 460 mm 5, 6, 7"	SH2 <input type="checkbox"/> 490 mm 7, 8"	0,-
Standard	<input checked="" type="checkbox"/>	For SW 550-600: 24 x 1 3/8 flexel* Possible front wheels	SH1 <input type="checkbox"/> 460 mm 7"	SH2 <input type="checkbox"/> 490 mm 7, 8"	0,-
D20831	<input type="checkbox"/>	Main wheel w/one hand drive (24x1 3/8 DB) - left			1647,-
D20832	<input type="checkbox"/>	Main wheel w/one hand drive (24x1 3/8 DB) – right Max. capacity 150kg – for SW 550+600 mm only as special adaptation			
D22006	<input type="checkbox"/>	Main wheels size: 1 3/8, * flexel/PU wheel - puncture proof - with PU infill for SW 350-500 mm			59,-
D22008	<input type="checkbox"/>	Main wheels pneumatic – only 24 x 1 3/8 available			59,-
D81006	<input type="checkbox"/>	Main wheels 24 x 1 3/8 Heavy duty wheels			413,-
D22007	<input type="checkbox"/>	Main wheels 22 x 1" flexel Possible front wheels	SH1 <input type="checkbox"/> 435 mm 5, 6"	SH2 <input type="checkbox"/> 465 mm 7, 8"	132,-
D22002	<input type="checkbox"/>	Main wheels 20 x 1" PU Possible front wheels	SH1 <input type="checkbox"/> 405 mm 3"	SH2 <input type="checkbox"/> 435 mm 5, 6, 7"	137,-
D21035	<input type="checkbox"/>	DB wheels 12½" flexel Possible front wheels	SH1 <input type="checkbox"/> 450 mm 6, 7"	SH2 <input type="checkbox"/> 480 mm 7, 8"	345,-

D22035	<input type="checkbox"/>	DB wheels 16" PU Possible front wheels	SH1 <input type="checkbox"/> 485 mm 7"	345,-
D22010	<input type="checkbox"/>	Main wheels 26 x 1 3/8" flexel* Possible front wheels (Max. capacity 145 kg)	SH1 <input type="checkbox"/> 490/500 mm SH2 <input type="checkbox"/> 530 mm 7, 8" 8"	137,-
D22009	<input type="checkbox"/>	Hand and spoke protector, transparent, pair		138,-
D22013	<input type="checkbox"/>	Push rim cover, pair (cannot be combined with D81006)		112,-

* Flexel/PU wheel - puncture proof - with PU infill

FRONT WHEELS

Standard	<input checked="" type="checkbox"/>	SW 350-500 mm: Front wheels: 7" – 175 x 33 PU	0,-
Standard	<input checked="" type="checkbox"/>	SW 550-600 mm: Front wheels: 7" – 175 x 45 flexel*	0,-
D21021	<input type="checkbox"/>	Front wheels: 7" – 175 x 45 flexel* for SW 350 – 500 mm (necessary for supportive engines)	79,-
D21012	<input type="checkbox"/>	Front wheels: 7" – 175 x 45 pneumatic	79,-
D22003	<input type="checkbox"/>	Front wheels: 5" – 125 x 27 PU (max. capacity 145 kg)	79,-
D22005	<input type="checkbox"/>	Front wheels: 6" – 150 x 30 PU (max. capacity 145 kg)	79,-
D21026	<input type="checkbox"/>	Front wheels: 8" – 200 x 50 flexel*	79,-
D20664	<input type="checkbox"/>	Front wheel distance busher to simplify foot propelling (ideal in combination with D24005)	158,-

* Flexel/PU wheel - puncture proof - with PU infill

HEAD SUPPORTS & ACCESSORIES FOR HEAD SUPPORTS



D82025	<input type="checkbox"/>	Head support adapter aluminium (not to be combined with stabilizer for head rest)	224,-
D20575	<input type="checkbox"/>	Head support A, with side support	210,-
D82566	<input type="checkbox"/>	Head support A with side support and head band	323,-
D20574	<input type="checkbox"/>	Head support B, small, oval	210,-
D20573	<input type="checkbox"/>	Head support C, large, square	210,-
D82746	<input type="checkbox"/>	Netti Dynamic head support C incl. head support adapter in aluminium If combined with other options, please send us a request, as some solutions are only possible as special adaptations. For more information, feel free to contact us.	Price on request
D20576	<input type="checkbox"/>	Head support D, comfort (pressure distributive)	268,-
D27575	<input type="checkbox"/>	Head support E with adjustable side supports	330,-
D27576	<input type="checkbox"/>	Head support F with cheek support	330,-
D27579	<input type="checkbox"/>	Headrest E with shorter side support right	420,-
D27580	<input type="checkbox"/>	Headrest E with shorter side support left	420,-
D21027	<input type="checkbox"/>	Headrest adjustment tube (horizontal) + 100 mm, length 250 mm	79,-
D21028	<input type="checkbox"/>	Headrest adjustment tube (horizontal) + 230 mm, length 380 mm	89,-
D21054	<input type="checkbox"/>	Headrest adjustment tube (vertical) + 100 mm, length 500 mm	79,-



NORWAY: Alu Rehab AS | Bedriftsvegen 23 | N-4353 Klepp stasjon | post@My-Netti.com | Phone +47 51 78 62 20
DENMARK: Alu Rehab ApS | Kløftehøj 8 | DK-8680 Ry | info@My-Netti.com | Phone +45 87887300

D23004	<input type="checkbox"/>	Comfort cushion for head rest type C – removable with Mars cover	162,-
D23012	<input type="checkbox"/>	Easy Care cover for head support type A, B, C – removable	79,-
D23013	<input type="checkbox"/>	3D cover for head support type A, B, C – removable	79,-
D23015	<input type="checkbox"/>	Grey head support cushion with Mars cover	214,-
D23017	<input type="checkbox"/>	Stabilizer for head support - SW 350-500 (recommended for car transportation)	258,-
D23023	<input type="checkbox"/>	Stabilizer for head support - SW 550-600 (recommended for car transportation)	308,-



D45372	<input type="checkbox"/>	[A] Savant head support incl. headband, small – height 130 mm User forehead 460-560 mm User ½ circumference behind ears 150-180 mm Inside distance along top support 300 mm, along middle support 180 mm (not approved for car transport – if this is needed please order an additional Netti headrest)	Price on request
D45374	<input type="checkbox"/>	[A] Savant head support incl. headband, adult – height 150 mm User forehead 560-610 mm User ½ circumference behind ears 200-300 mm Inside distance along top support 360 mm, along middle support 200 mm (not approved for car transport – if this is needed please order an additional Netti headrest)	Price on request
D45373	<input type="checkbox"/>	[B] Side pads for Savant head support. For extra lateral support. For the upper arms of the head support. Cannot be combined with the headband	Price on request
D45375	<input type="checkbox"/>	Headrest adjustment tube (horizontal) + 100 mm, length 250 mm	Price on request
D45368	<input type="checkbox"/>	[C] Axion head support rotary interface, permits a lateral rotation of 60°. Only for Savant headrests. (not approved for car transport – if this is needed please order an additional Netti headrest)	Price on request
D45376	<input type="checkbox"/>	Axion head support rotary interface, permits a lateral rotation of 90°. Only for Savant headrests. (not approved for car transport – if this is needed please order an additional Netti headrest)	Price on request
D89558	<input type="checkbox"/>	[C] Axion head support rotary interface, permits a lateral rotation of 60°. Only for Netti headrests. (not approved for car transport – if this is needed please order an additional Netti headrest)	Price on request
D89559	<input type="checkbox"/>	Axion head support rotary interface, permits a lateral rotation of 90°. Only for Netti headrests. (not approved for car transport – if this is needed please order an additional Netti headrest)	Price on request

TRAYS

D21059	<input type="checkbox"/>	Universal tray for SW 350 - 500 mm (for SW 500 and arm pad D21077, D21079 or D21927, please choose tray D21063)	195,-
D21063	<input type="checkbox"/>	Universal tray for SW 550 + 600 mm (necessary for SW 500 with arm pad D21077, D21079 or D21927)	238,-
D21050	<input type="checkbox"/>	Tray reinforced for SW 350-500 mm (not possible for SW 500 if combined with arm pads D21077, D21079 or D21927)	356,-
D24001	<input type="checkbox"/>	Tray swingable for SW 350-500 mm (not possible for SW 500 if combined with arm pads D21077, D21079 or D21927)	242,-
D24002	<input type="checkbox"/>	Tray lockable for SW 350-500 mm (not possible for SW 500 if combined with arm pads D21077, D21079 or D21927)	242,-
D21052	<input type="checkbox"/>	Upholstery for tray	113,-
D23006	<input type="checkbox"/>	Half tray, upholstered, left	383,-
D23005	<input type="checkbox"/>	Half tray, upholstered, right	383,-

VARIOUS ACCESSORIES


D21087	<input type="checkbox"/>	Clinic-kit (tools) for angle adjustable foot supports	106,-
D21239	<input type="checkbox"/>	Tool kit	89,-
D42269	<input type="checkbox"/>	Wheelchair bag	140,-
D41987	<input type="checkbox"/>	Intravenous rack	298,-

BELT OPTIONS FROM BODYPOINT AND NETTI

Belts and accessories for seat unit



D86282	<input type="checkbox"/>	Belt bracket kit – seat [A]	98,-
D20845	<input type="checkbox"/>	Hip belt, with upholstery and car belt lock [B]	107,-
		Bodypoint 2-point pelvic stabiliser Evoflex incl. mounting kit [C]	252,-
D86902	<input type="checkbox"/>	XS (overall pad length: 380 mm)	
D86891	<input type="checkbox"/>	M (overall pad length: 460 mm)	
D86892	<input type="checkbox"/>	L (overall pad length: 620 mm)	
		Bodypoint 2-point hip belt incl. mouting kit [F]	225,-
D45273	<input type="checkbox"/>	XS (overall pad length: 360 mm)	
D45274	<input type="checkbox"/>	M (overall pad length: 400 mm)	
D45275	<input type="checkbox"/>	L (overall pad length: 460 mm)	
D45040	<input type="checkbox"/>	Security cover for type [C], [D] and [F] in XS/M/L	58,-
D45276	<input type="checkbox"/>	Bodypoint 2-point pelvic stabiliser for SW 550-650 mm incl. mounting kit (overall pad length: 820 mm) [F]	323,-
		Bodypoint 4-point pelvic stabiliser incl. mounting kit [D]	380,-
D86889	<input type="checkbox"/>	XS (overallpad length: 360 mm)	

D86893	<input type="checkbox"/>	M (overall pad length: 460 mm)	
D86894	<input type="checkbox"/>	L (overall pad length: 620 mm)	
D60001	<input type="checkbox"/>	Abduction belt [E]	497,-
		Bodypoint supportive universal elastic strap	170,-
D45084	<input type="checkbox"/>	S (Height 80 mm - 1420 mm long, easily cut-to-length)	
D45085	<input type="checkbox"/>	L (Height 110 mm - 1420 mm long, easily cut-to-length)	
D45086	<input type="checkbox"/>	XL (Height 150 mm - 1420 mm long, easily cut-to-length)	

Belts and accessories for back unit

				
[A]	[B]	[C]	[D]	[E]
D86890	<input type="checkbox"/>	H-harness adaptor kit (recommended for all upper body harnesses) [A]		250,-
D20881	<input type="checkbox"/>	H-belt, with upholstery and car belt lock [B]		227,-
D41645	<input type="checkbox"/>	Belt cross harness [C]		175,-
		Bodypoint Stayflex chest support without zipper [D]		246,-
D89805	<input type="checkbox"/>	XS (Shoulder width 240-280 mm)		
D89898	<input type="checkbox"/>	S (Shoulder width 380-330 mm)		
D86895	<input type="checkbox"/>	M (Shoulder width 330-410 mm)		
D86896	<input type="checkbox"/>	L (Shoulder width 410-480 mm)		
		Bodypoint Pivofit shoulder harness [E]		246,-
D89802	<input type="checkbox"/>	XS (Shoulder width 240-280 mm)		
D89803	<input type="checkbox"/>	S (Shoulder width 380-330 mm)		
D86898	<input type="checkbox"/>	M (Shoulder width 330-410 mm)		
D86899	<input type="checkbox"/>	L (Shoulder width 410-480 mm)		

NETTI CUSTOMIZED

Netti has many years of experience in developing customized solutions. Feel free to contact us for a quote concerning your individual solution.

CUSTOM MADE – most wanted special adapted items (price on request)

			
[A]	[B]	[C]	[D]
	<input type="checkbox"/>	Reinforced foot plates or footboard in aluminium	
	<input type="checkbox"/>	Extra long calf supports (please state length) [C]	

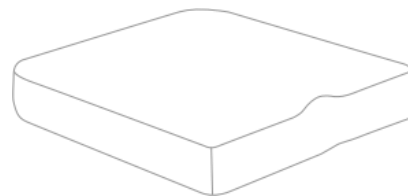
NORWAY: Alu Rehab AS | Bedriftsvegen 23 | N-4353 Klepp stasjon | post@My-Netti.com | Phone +47 51 78 62 20
DENMARK: Alu Rehab ApS | Kløftehøj 8 | DK-8680 Ry | info@My-Netti.com | Phone +45 87887300

<input type="checkbox"/>	Calf support upholstery in special length or material
<input type="checkbox"/>	180° back solution for users with special need for positioning or resting [A]
<input type="checkbox"/>	Back cushion with special side support (see drawing page 9) [D]
<input type="checkbox"/>	Special back height, e.g. 400 or 700 mm
	Complete upholstered armrest [B] – now standard article – please see page 6

Please describe your current case and how a possible solution could look. If you have any picture or video material, we would also like to see this. To offer the best solution, please describe the user in the best possible way, e.g. such as any given diagnosis, user weight and/or the exact pattern movement of the user.

User weight:

Please write the exact measurements and draw the wished solution for the requested accessories e.g. by using the drawings underneath.



Please inform us if there are any special circumstances in the living area that has an influence for the chair: e.g. the total possible width _____ mm and length _____ mm of the chair.

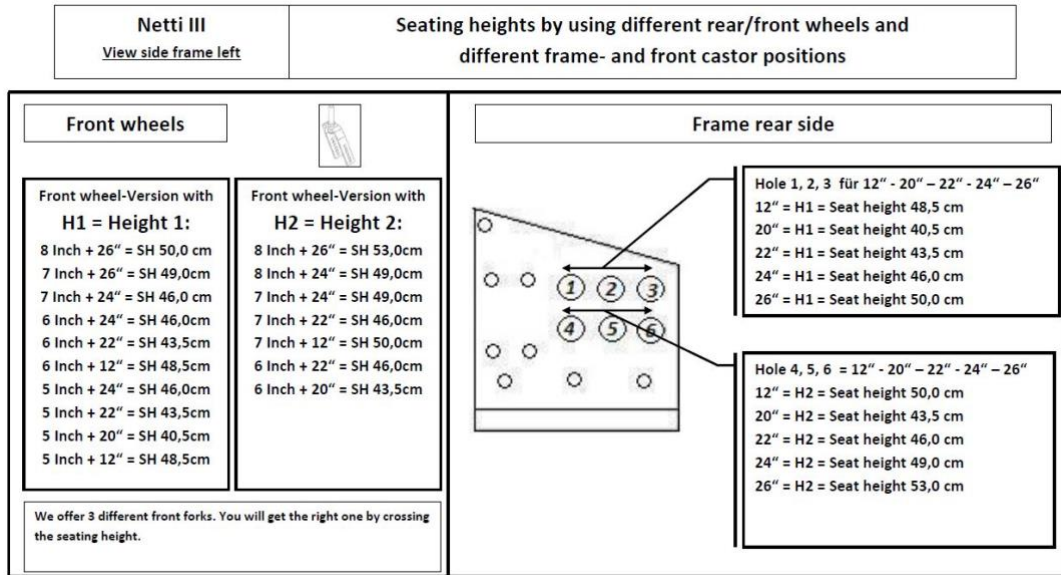
TECHNICAL DATA

Tilt (seat)	-9° to +20°
Recline (back)	90° to 126°
Total width of the wheelchair	Seat width + 220 mm (std. wheels/DB-wheels) / +190 mm (12" DB-wheels)
Total length	1020 mm with leg rests
Total height	1050 mm
Distance arm support to seatplate	Min: 170 mm/ max. 310 mm
Weight of wheelchair	App. 39 kg (without cushion)

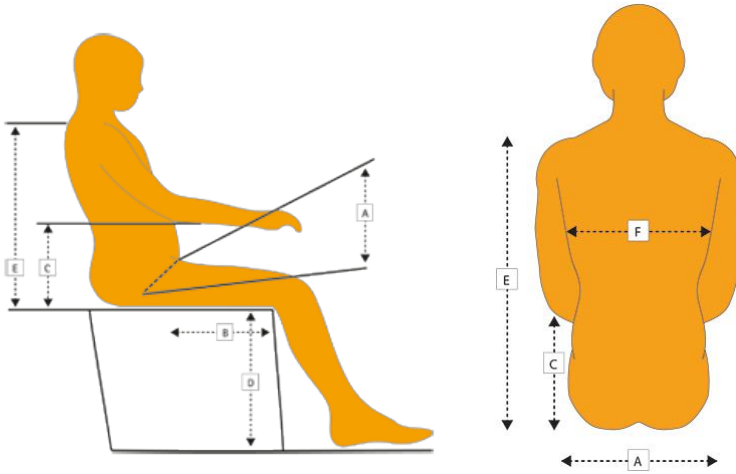
NORWAY: Alu Rehab AS | Bedriftsvegen 23 | N-4353 Klepp stasjon | post@My-Netti.com | Phone +47 51 78 62 20
DENMARK: Alu Rehab ApS | Kløftehøj 8 | DK-8680 Ry | info@My-Netti.com | Phone +45 87887300

Frame colour	Silver
Cover variants	Stretchable & flexible cover 3D Easy Care antibacterial cover, washable
Crash test	ISO 7176-19

Seat height – WITHOUT seat cushion (measured from floor to seat plate) - (with sliding seat plate. With comfort plate the seat height is 15 mm lower) Please notice, that not all seat widths have a max load of 160 kg.



Leg rests	Min. calf length	Max. calf length
Manual or electric angle adjustable leg rests	320 mm	680 mm
Universal leg rests	360 mm	500 mm
Netti Grandis leg rests	360 mm	640 mm
Netti Grandis fixed leg rests	380 mm	550 mm



Measurements

- A Hip width/Seat width _____ mm
- B Thigh length / seat depth _____ mm
- C Arm rest height _____ mm
- D Leg length / seat height _____ mm
- E Backrest height _____ mm
- F Trunk width _____ mm

Please do not use any person specific data in this order form. We kindly ask you to use an anonymous order number to be able to connect the order or quote to a specific person. Thank you in advance.