



Date \_\_\_\_\_ Customer code C- \_\_\_\_\_

Invoice address \_\_\_\_\_ Contact person \_\_\_\_\_

\_\_\_\_\_ Reference \_\_\_\_\_

\_\_\_\_\_ Other delivery address \_\_\_\_\_

Invoice address = delivery address  Quote

The chair will be used as seat for car transport.

**Basic price: 1.950,- €**

Excl. VAT

<b>Seat width</b>	D63040 <input type="checkbox"/> 400 mm	<b>Capacity</b> Max. 135 kg	
	D63045 <input type="checkbox"/> 450 mm		<b>Seat height</b> See page 5
	D63050 <input type="checkbox"/> 500 mm		<b>Seat depth</b> 425 – 500 mm adjustable by 25 mm per step (Standard 500 mm)

D22153  Arm support comfort pads (reduces the SW with 2 x 20 mm) 139,- €

D28002  Adjustment of seat depth – please state the wished seat depth:  
 425 mm  450 mm  475 mm  500 mm 59,- €

= Standard equipment

**QUICK ORDER + ACCESSORIES PACKAGES**

only page 1 is send

Item nr.	Description	Price in €
Standard	<input checked="" type="checkbox"/> Head rest A, with side support	0,-
D26574	<input type="checkbox"/> Head rest B, small, oval	0,-
D26573	<input type="checkbox"/> Head rest C, large, square	0,-
D26576	<input type="checkbox"/> Head rest D, comfort (pressure distributive)	224,-
D82567	<input type="checkbox"/> Headrest A with head band	323,-
D21085	<input type="checkbox"/> Drum brakes	229,-
D25059	<input type="checkbox"/> Universal tray	195,-
D21052	<input type="checkbox"/> Upholstery for tray	113,-
D20845	<input type="checkbox"/> Hip belt, with upholstery and car belt lock	107,-
D63080	<input type="checkbox"/> Drum brakes + universal tray	273,-
D63081	<input type="checkbox"/> Drum brakes + universal tray + hip belt	397,-
D63082	<input type="checkbox"/> Drum brakes + universal tray + side supports Basic	626,-
D63083	<input type="checkbox"/> Drum brakes + universal tray + side supports Basic + hip belt	687,-
D63084	<input type="checkbox"/> Drum brakes + side supports Basic	477,-
D63085	<input type="checkbox"/> Universal tray + side supports Basic	387,-

D63086	<input type="checkbox"/>	Universal tray + side supports Basic + hip belt	487,-
--------	--------------------------	---	-------

## FRAME

Standard	<input checked="" type="checkbox"/>	Fixed push bow	0,-
Standard	<input checked="" type="checkbox"/>	Anti tip, swingable	0,-
Standard	<input checked="" type="checkbox"/>	User brake	0,-
D86099	<input type="checkbox"/>	Brake lever extension +70 mm (length 200 mm) to be mounted by dealer	159,-
D28972	<input type="checkbox"/>	Anti tip with pedal, pair	186,-
D28001	<input type="checkbox"/>	Frame extension including longer antitippers	275,-

## HEAD SUPPORT AND ACCESSORIES (Please also see page 1)

D27577	<input type="checkbox"/>	Headrest E with adjustable side supports	290,-
D27581	<input type="checkbox"/>	Headrest E with shorter side support right	370,-
D27582	<input type="checkbox"/>	Headrest E with shorter side support left	370,-
D27578	<input type="checkbox"/>	Headrest F with cheek support	290,-

## BACK UNIT

Standard	<input checked="" type="checkbox"/>	Fixed backrest with integrated lumbar support and side supports with Easy Care cover	0,-
Standard	<input checked="" type="checkbox"/>	Back height 500 mm	0,-
D86146	<input type="checkbox"/>	Side supports Basic, pair	348,-
D28512	<input type="checkbox"/>	Side support Correction left	193,-
D28511	<input type="checkbox"/>	Side support Correction right	193,-
D27542	<input type="checkbox"/>	Side support upholstery Correction, pair	98,-
D42177	<input type="checkbox"/>	Extra push bow, angel adjustable	247,-



## SEAT UNIT

Standard	<input checked="" type="checkbox"/>	Seat cushion Netti Uno with Easy Care cover	0,-
D21007	<input type="checkbox"/>	Pressure relief seat cushion Netti Sit with Easy Care cover	356,-
D21017	<input type="checkbox"/>	Pressure relief seat cushion Netti Sit °C with temperature regulating features and incontinence layer under the 3D cover	497,-
	<input type="checkbox"/>	Ride Designs Seat cushion (See separate order form) Article number: _____ / Accessories: _____	
D60001	<input type="checkbox"/>	Abduction belt	497,-
D86282	<input type="checkbox"/>	Belt bracket kit	174,-
D27493	<input type="checkbox"/>	Abduction block small (W: 80 mm x L: 140 mm x H: 80 mm)	235,-
D27494	<input type="checkbox"/>	Abduction block medium (W: 110 mm x L: 150 mm x H: 80 mm)	235,-
D27495	<input type="checkbox"/>	Abduction block large (W: 140 mm x L: 170 mm x H: 80 mm)	235,-



## LEG SUPPORTS

For the Netti 4U CE you have 2 different types of leg supports with various accessories. Please contact us for consultation.



### Manually angle adjustable leg supports

Standard		<input checked="" type="checkbox"/> <b>Manually angle adjustable leg supports with</b> -automatic length adjustment -angle adjustable foot plates -calf supports and knee upholstery	0,-
D88211		<input type="checkbox"/> Leg support upper parts with lever instead of star wheel for angle adjustment	80,-
		Bodypoint ankle huggers with upholstery <input type="checkbox"/> D44863 S (L: 170-200 mm) <input type="checkbox"/> D44864 M (L: 190-230 mm) <input type="checkbox"/> D44865 L (L: 220-290 mm) <input type="checkbox"/> D44904 XL (L: 280-330 mm)	213,- 213,- 223,- 244,-
D21745		<input type="checkbox"/> Calf support bracket upholstery - pair - skai cover	49,-
D41617		<input type="checkbox"/> Calf support upholstery extra soft - pair - EC or 3D cover depending on the fabric for the whole chair	190,-
D23014		<input type="checkbox"/> Footfixation	132,-
D28453		<input type="checkbox"/> Foot plate upholstery - pair - skai cover	269,-

### Universal leg supports

D24005		<input type="checkbox"/> <b>Universal leg supports with knee angle adjustment, adjustable below 90° for contract leg situations with seat unit tilted when chair is pushed</b>	117,-
		Bodypoint ankle huggers with upholstery incl. mounting kit <input type="checkbox"/> D44863 S (L: 170-200 mm) <input type="checkbox"/> D44864 M (L: 190-230 mm) <input type="checkbox"/> D44865 L (L: 220-290 mm) <input type="checkbox"/> D44904 XL (L: 280-330 mm)	213,- 213,- 223,- 244,-
D23014		<input type="checkbox"/> Footfixation	132,-

## ARM SUPPORTS AND ACCESSORIES

Standard		Arm supports height and depth adjustable	0,-
Standard		Arm pads 385 x 58 mm	0,-
D41649	<input type="checkbox"/>	Arm pad upholstery extra soft - pair - EC cover (not to be combined with a tray)	99,-
D23003	<input type="checkbox"/>	Hemiplegic cushion, one piece	196,-
D22185	<input type="checkbox"/>	Arm support hemiplegic left (not to be combined with a tray)	296,-
D22186	<input type="checkbox"/>	Arm support hemiplegic right (not to be combined with a tray)	296,-

## MAIN WHEELS

Standard	<input checked="" type="checkbox"/>	Main wheels 24 x 1" PU incl. quick release	0,-
M70315	<input type="checkbox"/>	Main wheels 12½" PU with drum brakes (Please note! These wheels are delivered in an extra box and are to be mounted by the dealer)	345,-
M70316	<input type="checkbox"/>	Main wheels 16" PU with drum brakes (Please note! These wheels are delivered in an extra box and are to be mounted by the dealer)	345,-
D22009	<input type="checkbox"/>	Hand and spoke protector transparent, pair	138,-

## FRONT CASTORS

Standard	<input checked="" type="checkbox"/>	Front wheels: 7" – 175 x 33 PU	0,-
D21021	<input type="checkbox"/>	Front wheels: 7" – 175 x 45 PU wheel - puncture proof - with PU infill (necessary for supportive engines)	79,-

## TRAYS (please also see page 1)

D21050	<input type="checkbox"/>	Tray reinforced	356,-
D24001	<input type="checkbox"/>	Tray swingable	242,-
D24002	<input type="checkbox"/>	Tray lockable	242,-

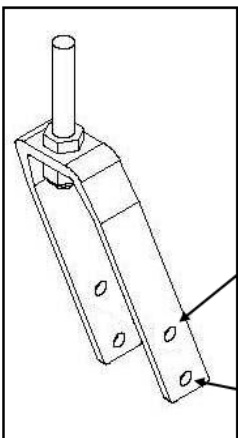
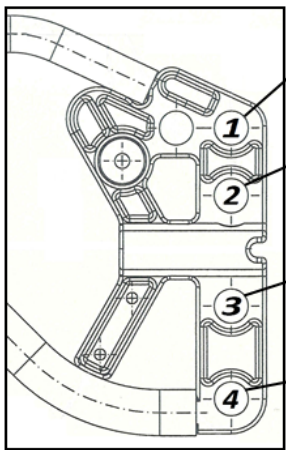
## VARIOUS ACCESSORIES

D21239	<input type="checkbox"/>	Tool kit	89,-
D41987	<input type="checkbox"/>	Intravenous rack	298,-
D42269	<input type="checkbox"/>	Wheelchair bag	140,-

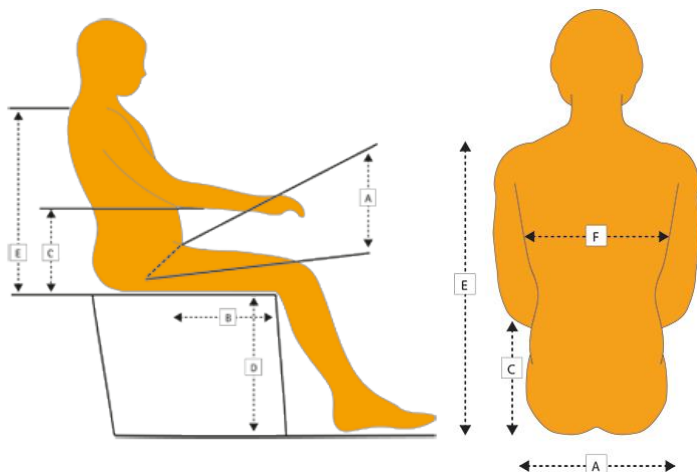
## TECHNICAL DATA

Tilt (seat)	-5° to +20°
Recline (back)	88° to 135°
Total width of the wheelchair	Seatwidth + 180 mm (std. wheels)/ + 195 mm (DB wheels) / +170 mm (12" + 16" DB wheels)
Total length	1020 mm with leg rests
Total height	1050 mm
Distance arm support to seatplate	Min. 260 mm / max. 355 mm
Weight of wheelchair	App. 28 kg (without cushions)
Frame colour	Blue
Cover variant	Easy Care antibacterial cover, washable
Crashtest	ISO 7176-19 (125 kg) – for information concerning car transport, please see the user manual on our website.

## Seat height – WITHOUT seat cushion (measured from floor to seat plate)

<p>Netti 4U comfort   CE <u>View side frame left</u></p>	<p>Seat heights by using different rear/front wheels and different frame- and front castor positions</p>
<div style="text-align: center; border: 1px solid black; padding: 5px; margin-bottom: 10px;"><b>Front wheel</b></div>  <div style="margin-left: 100px;"> <p><b>Upper Hole =</b> By using backward hole 1+2</p> <p><b>Lower Hole =</b> By using backward hole 2</p> </div>	<div style="text-align: center; border: 1px solid black; padding: 5px; margin-bottom: 10px;"><b>Frame rear side</b></div>  <div style="margin-left: 100px;"> <p><b>Hole 1 = 22" - 24"</b> = 22" = Seat height 470 mm = 24" = Seat height 500 mm</p> <p><b>Hole 2 = 22" - 24"</b> = 22" = Seat height 505 mm = 24" = Seat height 535 mm</p> <p><b>Hole 3 = 16"</b> = Seat height 500 mm</p> <p><b>Hole 4 = 12"</b> = Seat height 500 mm</p> </div>

Leg rest type	Min. calf length	Max. calf length
Manual adjustable leg rests	320 mm	680 mm
Universal leg rests	360 mm	500 mm



### Measurements

**A Hip width/Seat width** \_\_\_\_\_ mm

**B Thigh length / seat depth** \_\_\_\_\_ mm

**C Arm rest height** \_\_\_\_\_ mm

**D Leg length / seat height** \_\_\_\_\_ mm

**E Backrest height** \_\_\_\_\_ mm

**F Trunk width** \_\_\_\_\_ mm

\*\*\*\*\*  
\*\*\*\*\*

Please do not use any person specific data in this order form. We kindly ask you to use an anonymous order number to be able to connect the order or quote to a specific person. Thank you in advance.